

February 2021

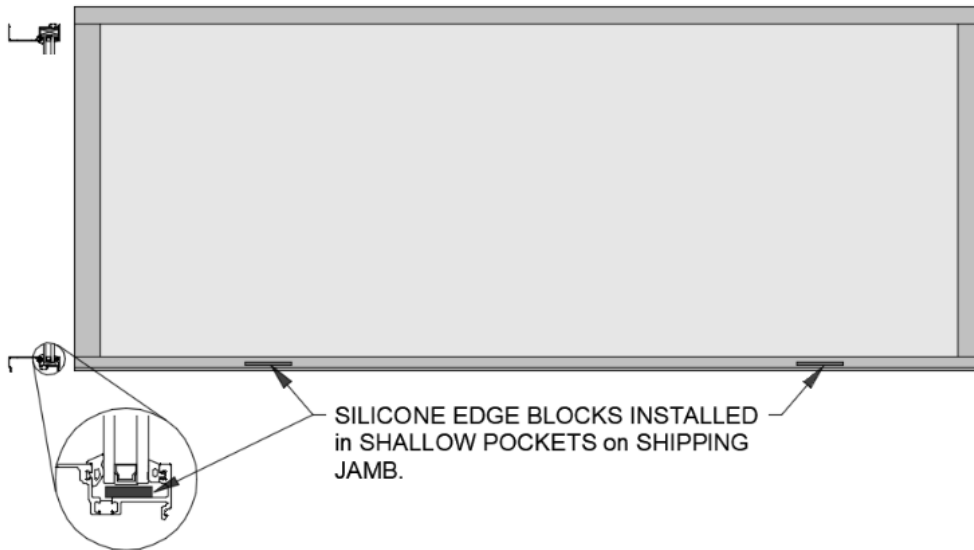
Packing and shipping products – shop to site:

When reviewing packing and shipping requirements for shop glazed finished products, one must look forward as methods are influenced by various criteria. This may include job site receiving, shipping methods (including mode of transportation), delivery distance, finish product weight, quantity, product size, job site unloading and product installation, jobsite dunnage disposal and the need for preserving product quality.

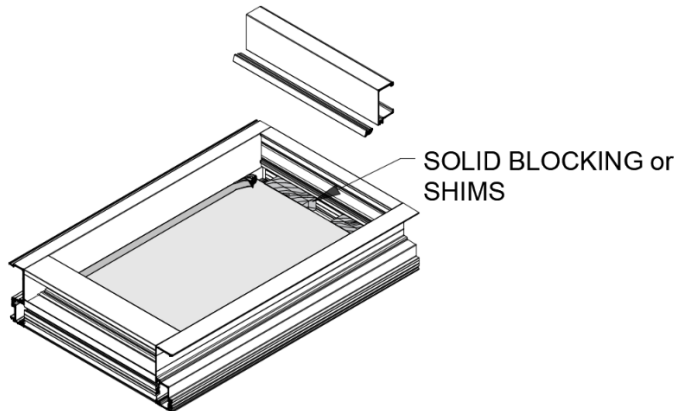
Product type can also play an important part with product packing and shipping requirements.

Dry Glazing / Gasket Glazing –

If shipping unit on jambs, shallow jamb glazing pocket is to be marked, solid edge blocks are to be installed in shallow pocket at time of glazing and unit placed on vehicle on shallow jamb.

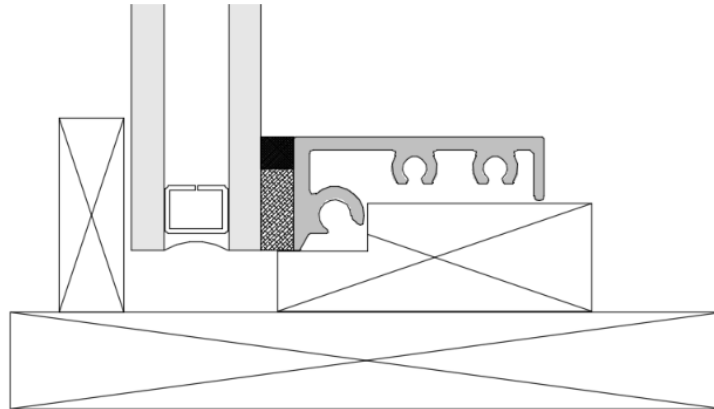


Stacked blocking to be used at head while transporting frame units...it is acceptable to leave head-blocking installed. Blocking allows lifting units using glass cups.



Structural Glazing (Silicone, VHB Tape) –

Take care to protect exposed glass edges. Follow silicone manufacturer’s recommendation for cure time prior to moving units. Unit weight must not rest on glass edges, unit should be supported on framing members.



Lifting Units -

If the glazed unit is stored horizontally (i.e. on its back...see photo below), it is OK to use lift lugs to move unit from horizontal position to vertical position...see installation manual for weight restrictions. However, if unit is stored vertically (i.e. on the jamb member), the lift lug cannot be used to lift unit to the vertical position.



Refer to AAMA CW-10-15 “Care and Handling of Architectural Aluminum from Shop to Site” for additional information regarding packing materials & packing techniques.

Disclaimer: The information contained in this document is intended only to address generic conditions or situations and does not apply to every installation or environment. Site-specific conditions may affect the content of this document and should be addressed on a case-by-case basis. If you have questions regarding a particular product use, application, or installation, please contact Tubelite for more specific information. Nothing in this document is intended or shall be construed as a waiver or modification of Tubelite’s Terms and Conditions of Sale or the terms of any Tubelite warranty.