

E 14000 Series – 1" Non-Thermal Flush Glaze

Screws are **NOT** included in price of clips. Order separately.

Basic Shapes

Illustration	Part Number	Description	Base List Price / S.L.	Weight / S.L.	Ft./ S.L.	Stocked			
						Mil	Clear	Bronze	White
	E 14141	Open-back Head/Jamb /Vertical (use with E 14142)	\$ 192	26.97	24'2"	-	•	•	•
	E 14445	Closure Pocket (use with E 14141, 14140, 14144 & E 1438)	\$ 90	12.25	24'2"	-	•	•	•
	E 14140	Open-back Sill/Horizontal (use with E 14142 & E 14104) See Sill Flashings on page 4	\$ 176	22.67	24'2"	-	•	•	•
	E 14104	Glazing Stop (use with E 14140, E 14103 & E 14047)	\$ 69	7.49	24'2"	-	•	•	•
	E 14059	Extruded Sill Flashing (use with P1153 end dam)	\$ 151	17.04	24'2"	-	•		
	E 14103	Intermediate Horizontal (use with E 14104 stop)	\$ 190	30.67	24'2"	-	•	•	•
	E 1400	Intermediate Vertical	\$ 296	38.18	24'2"	-	•	•	

Door Framing Members









	E 14144	Open-back Door Jamb (use with E 14142 or E 14022)	\$ 209	28.47	24'2"	-	•	•	
	E 14124	Door Header (use with E 14024/25 for Transom and E 4531 stop)	\$ 273	41.64	24'2"	-	•	•	•
	E 14145	Intermediate Door Jamb (use with E 4531 stop)	\$ 308	43.86	24'2"	-	•	•	
	E 14021	2" x 4 1/2" Door Jamb (use with E 4531 stop and E 4013/E 4015 for transom) (P1636 Floor Clip)	\$ 287	40.07	24'2"	-	•	•	
	E 14015	Transom adaptor for 1" glass use with E14021 jamb-modified	\$ 117	9.91	24'2"	-			
	E 14245 ^B	Intermediate Door Jamb (see G5 page 3 for alternate door stops)	\$ 591	62.62	24.2"	-			
	E 14121 ^B	2" x 4 1/2" Heavy Door Jamb (see G5 page 3 for alternate door stops)	\$ 470	52.93	24'2"	-			
	E 4531	1/2" Door Stop 3/16" reveal 1 3/4" doors (use with P 1098A weathering)	\$ 60	5.76	24'2"	-	•	•	•
	E 2298	Door Stop for COC (use with P 1098A weathering)	\$ 130	10.30	21'6"	-			
	E 14250	4 1/2" x 4 1/2" Door Jamb 1/4" and 1" Glass Pocket	\$ 561	77.0	24'2"	-			
	E 45009	4 1/2" x 4 1/2" Door Jamb 1/4" Glass Pocket	\$ 529	77.21	24'2"	-	•	•	

^B Requires modification of offset pivot or use of butt/continuous hinges.



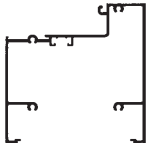

E 14000 Series – 1" Non-Thermal Flush Glaze

 Screws are **NOT included** in price of clips. Order separately.

Door Framing Member

Illustration	Part Number	Description	Base List Price / S.L.	Weight / S.L.	Ft./ S.L.	Stocked			
						Mill	Clear	Bronze	White
	E 1438	Open-back Door Jamb (use with E 14142 or E 4543 closure)	\$ 261	27.07	24'2"	-	•		
	E 14125	2" x 4 1/2" Door Header for Concealed Overhead Door Closer (Use with E 2298 stop)	\$ 344	42.70	24'2"	-			
	E 1414	Screw Applied 1" Gutter (use with E 4015)	\$ 80	9.32	24'2"	-	•	•	
	E 4014	Screw applied 1/4" Gutter (Mates with E 4015)	\$ 67	7.97	24'2"	-	•	•	
	E 4015	1" high Glass Stop (use with E 1414)	\$ 55	4.83	24'2"	-	•	•	•
	E 4013	Snap-in 1" Gutter (use with E 4015 & E 14144/14021 Door Jamb)	\$ 94	10.97	24'2"	-	•	•	•
	E 14024	1 1/4" high Glazing Gutter (use with E 14025 & P2728 for transom or sidelite)	\$ 88	9.64	24'2"	-	•	•	•
	E 14025	1 1/4" high Glass Stop (use with E 14024 & P2728)	\$ 51	5.70	24'2"	-	•	•	•

Sidelite Midrails – See Section J1
Sidelite Bases – For 6 1/2" and alternate height Sidelite Bases, see Door Rails in Miscellaneous Section

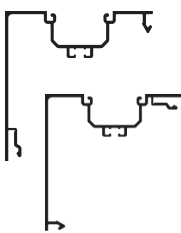
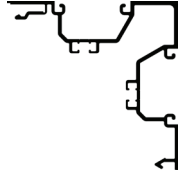

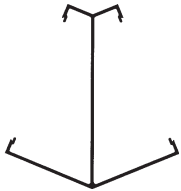


	E 14026	4" Sidelite Base (Use with: E 14027 Anchor Channel E 14024 Glazing Gutter E 14025 Glass Stop & P 1137 Clip)	\$ 275	30.28	24'2"	-			
	E 14027	Sidelite Base Anchor Channel (Use with E 14026)	\$ 152	17.42	24'2"	-			
	E 14047	4 1/2" x 4 1/2" Sidelite Base/Horizontal (Use with E 14104 Stop and E 14142 for horizontals)	\$ 325	44.93	24'2"	-	•	•	
	E 14248	High Sidelite base Adapter (Use 2 pieces with open back members E14240, E14104, E14141 and 400 cw 3/4" face cover int. and ext.)	\$ 96	13.03	24'2"	-			

All extrusions use P2728 gasket for 1" glazing unless otherwise noted.


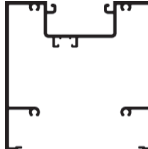
E 14000 Series – 1" Non-Thermal Flush Glaze

Screws are **NOT included** in price of clips. Order separately.

Corners (Require clip joint connections. See Section G2 page 5.)

Illustration	Part Number	Description	Base List Price / S.L.	Weight / S.L.	Ft./ S.L.	Stocked			
						Mill	Clear	Bronze	White
	E 14118	One Pocket Corner (mates with E 14119 for 90°, E 45110 for Jamb, itself for Intermediate Vertical) & E 14110 for 3 way corner	\$ 224	31.66	24'2"	-	•		
	E 14119	One Pocket Corner (mates with E 141118, 45110, itself & E 14110)	\$ 224	31.66	24'2"	-			
	E 14110	4 1/2" x 4 1/2" for 1" glass 2 Pocket Corner (mates with E 14118, E 14119, E 45110 and itself	\$ 371	34.44	24'2"	-			
	E 45110	Smooth Corner Post Half (use with E 14118, 14119, itself & E 14110)	\$ 195	23.54	24'2"	-	•	•	•
	E 45005	135° Corner (mates with E 14022 or 14142) (screw spline connection)	\$ 324	34.66	24'2"	-			
	E 14246	Adjustable angle vertical up to 14 degrees - use (2) pcs. with (1)E14247, gaskets P2728 & P1221	\$ 293	28.35	24'2"	-			
	E 14247	Adjustable angle vertical center - use with (2) pcs. E14246	\$ 285	21.05	24'2"	-			

Miscellaneous Extrusions














	E 0133	4 1/2" x 4 1/2" Tube	\$ 324	62.13	24'2"	-	•	•	
	E 14052	4 1/2" x 4 1/2" Open-back Head or Jamb Use with E 1414	\$ 371	52.57	24'2"	-			

All extrusions use P2728 gasket for 1" glazing unless otherwise noted.

E 14000 Series – 1" Non-Thermal Flush Glaze

 Screws are **NOT included** in price of clips. Order separately.

Miscellaneous Extrusions






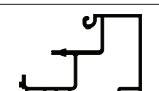
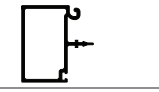
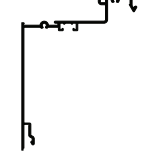
Illustration	Part Number	Description	Base List Price / S.L.	Weight / S.L.	Ft./ S.L.		Stocked			
							Mill	Clear	Bronze	White
	E14080	4" x 4 ^{1/2} " Tube	\$ 505	58.60	24'2"	-				
	E1451	2" x 4 ^{1/2} " Tube	\$ 302	44.41	24'2"	-	•	•		
	E14129	Head Receptor Female Half (mates with E 14130 (use with P2511 gasket)	\$ 207	24.85	24'2"	-	•	•	•	
	E14130	Head Receptor Male Half mates with E 14129 (use with P2511 gasket)	\$ 84	11.08	24'2"	-	•	•	•	
	E14249	14000 Storefront Vertical (use with E0992 Face cover and P1134 shear block modified for horizontal attachment)	\$ 416	54.52	24'2'	-				
	E45116	Head Receptor Channel (use with P 1221 weathering)	\$ 141	22.14	24'2"	-	•	•		
	T14055	Extruded Sill Flashing	\$ 176	17.00	24'2"					
	E14036	Glazing Adapter for 1/4" Glass	\$ 87	4.11	24'2"	-	•	•		
	E14061	Glazing Adapter for 1/2" Glass	\$ 31	3.65	24'2"	-				
	E1411	Snap-in 1" Pocket Filler	\$ 36	4.36	24'2"	-	•	•		
	E4011	Snap-in 1/4" Pocket Filler	\$ 28	3.04	24'2"	-	•	•		
	E4543	Flat Closure for Open Back Members (use with E 4540 & 4541)	\$ 95	9.49	24'2"	-	•	•		
	E4553	Snap-in back w/Nail Fin	\$ 190	12.23	24'2"	-				

All extrusions use P2728 gasket for 1" glazing unless otherwise noted.

E 14000 Series – 1" Non-Thermal Flush Glaze

Screws are **NOT included** in price of clips. Order separately.

Miscellaneous Extrusions










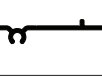

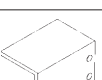
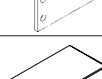

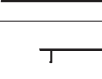

Illustration	Part Number	Description	Base List Price / S.L.	Weight / S.L.	Ft./ S.L.	Box Qty.	Stocked			
							Mill	Clear	Bronze	White
	E14022	Deep Pocket Closure (Use with E 14144 & E 14047)	\$ 142	14.11	24'2"	-				
	E1435	Heavy Open-back Vertical (use with E 14142)	\$ 275	41.76	24'2"	-				
	E1430	Heavy Vertical	\$ 313	50.48	24'2"	-				
	E14106	Expansion Vertical Female Half (mates with E 14107)	\$ 212	22.28	24'2"	-				
	E14107	Expansion Vertical Male Half (mates with E 14106)	\$ 199	20.35	24'2"	-				
	E14288	Perimeter for Curving - Back Use with P1707 & E14289	\$ 168	19.92	24'2"	-				
	E14289	Perimeter for Curving - Face Use with E14288	\$ 114	15.47	24'2"	-				
	E14054	4 1/2" x 6" self mating Horizontal (Screw spline only)	\$ 303	32.16	24'2"	-				

All extrusions use P2728 gasket for 1" glazing unless otherwise noted.

E 14000 Series – 1" Non-Thermal Flush Glaze

 Screws are **NOT** included in price of clips. Order separately.

Framing Accessories - Use F1 Multiplier

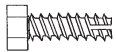
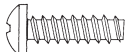


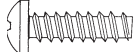


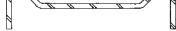
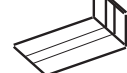
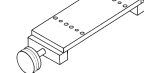



Illustration	Part Number	Description	Unit	Base List Per Unit	Stocked		
					Mill	Clear	Bronze
	P 2428	Roll-In Glazing Gasket (for undersize glass)	250 ft. roll	\$ 235.00	•		
	P 2728	Roll-In Glazing Gasket (for 1" glass)	250 ft. roll	\$ 126.00	•		
	P 487	Roll-In Glazing Gasket (for 1 1/8" glass or panel with E14036)	500 ft. roll	\$ 375.00	•		
	P 2511	Improved Bulb type Gasket (for head receptor)	500 ft. roll	\$ 280.00	•		
	P 1221	Wiper Gasket (use with E 45116 Head Receptor)	500 ft. roll	\$ 198.00	•		
	P 1098A	Pile Weathering with vinyl fin (Use with E 4531 door stop)	625 ft. roll	\$ 122.00	•		
	P 1131	4" Long Silicone Setting Block (Use with 14000 Series Storefront)	25	\$ 125.00			
	P 1132	Setting Block	25	\$ 29.00	•		
	P 1133	Frame Clip (use with E 14141, S 009 & S 149)	25	\$ 47.00	•		
	E 14016	Extrusion for P 1133 Frame Clip - 24'-2"	Each	\$ 180.00			
	P 1134	Frame Clip (Use with E 14140, E 14103, S 009 & S 191)	25	\$ 39.00	•		
	E 14017	Extrusion for P 1134 Frame Clip - 24'-2"	Each	\$ 180.00			
	P 1141	Frame Clip (Use with E 14124 Transom, S 009 & S 149)	25	\$ 51.00	•		
	E 14029	Extrusion for P 1141 Frame Clip - 24'-2"	Each	\$ 197.00			
	P 1137	Clip for Sidelite Base E 14026 (use with two each S 191 & S 149) (extrusion E 0192)	1	\$ 6.00	•		
	P 1135	Water Diverter	25	\$ 16.50	•		
	P 4543A	PVC Closure Plate. Snap fits with open back frames, 10'0" length	35	\$ 693.00	•		
	P 4563	PVC Glass Pocket Closure. Snap-fits for operable vents, 100" lengths. 50 per box.	Each	\$ 24.50	•		
	P 1638	Floor Clip for E 14145	Each	\$ 59.00	•		
	P 1636	Floor Clip for E14021 Door Jamb	Each	\$ 56.00	•		

All extrusions use P 2728 gasket for 1" glazing unless otherwise noted.

E 14000 Series – 1" Non-Thermal Flush Glaze

Screws are **NOT included** in price of clips. Order separately.

Framing Accessories - Use F1 Multiplier

Illustration	Part Number	Description	Unit	Base List Per Unit	Stocked		
					Mill	Clear	Bronze
	S 202	#10 x 1" Type 23 - Screw Spline Phillips/Hex Head Fastener	100 per pkg.	\$ 20.00	•		
	S 009	#10 x 1 3/4" Type F Phillips Pan Head Screw Fastener for clip to horizontal attachment.	100 per pkg.	\$ 41.00	•		
	S 192	#10 x 5/8" Phillips Flat Head for Clip Joint Connections (specify Clear or Bronze finish when ordering)	100 per pkg.	\$ 32.00		•	•
	S 149	#12 x 3/4" Type F Phillips Flat Head Screw	100 per pkg.	\$ 50.00		•	•
	S 191	#10 x 1 1/2" Type B, Phillips Pan Head attaches sidelite base clip P 1137 to verticals	100 per pkg.	\$ 52.00		•	•
	S 286	#12-24 x 5/8" Machine Screw, Phillips Flat Head Undercut, Steel	100 per pkg.	\$ 25.00		•	•
	P 1153	End Dam for sill flashing for E14059	20	\$ 43.40	•		
	P 1437	Steel Reinforcing - Primer Painted 12'-0" lengths	Each	\$ 271.00	•		
	P 1143	Splice Sleeve for E 45159 Sill Flashing, with tape	Each	\$ 15.00			
	P 1139	Drill Fixture For screw spline/clip joint attachments.	Each	\$ 250.00	•		
	P 288	Clip for Perimeter Curving - Back Perimeter	Each	\$ 19.40			
	P 289	Clip for Perimeter Curving - Face Perimeter	Each	\$ 13.90			
	P 503	Door Stop Header Filler Block (use 2 with each E 14124 Door Header) Specify Clear or Bronze finish when ordering (extrusion E 4011)	50	\$ 60.00		•	•

Glass Sizes and Glazing Gasket Information

E 14000 Flush Glaze Framing

Glass Size = Day Light Opg. plus 3/4" maximum. Critical dimension.

Note: Transom areas use snap-in glass stops at the base and jambs, and recessed pockets at the head. Always measure from the gasket reglet, not necessarily from main members.

For Glass Thickness:	Use Glazing Gasket
1"	P2728 both sides
1 1/16"	P 487 and P2728
1 1/8"	P 487 both sides

