

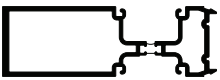
















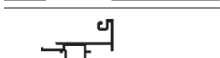



T14650 2" x 6-1/2" Series Framing

Prices **DO NOT** include glazing gaskets or weathering. See Accessories sheet.










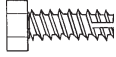
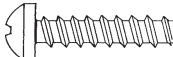




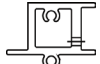
Basic Members

Illustration	Part Number	Description	List Price / S.L.	Weight / S.L.	Ft./ S.L.		Stocked			
							Mill	Clear	Bronze	White
	T14641	Open-back Head/Jamb 2" x 6-1/2" (use with T14642/E14653)	\$ 317	42.27	24'2"	-				
	T14640	Open-back Sill / Intermediate Horizontal (use with T14642/E14104 Stop)	\$ 279	36.64	24'2"	-				
	T14649	Sunshade Vertical	\$ 530	66.13	24'2"	-				
	T14659	Thermally improved (use with T14640 Sill)	\$ 256	28.86	24'2"	-				
	T14642	Snap-in Closure P&D with shallow glass pocket (use with T14640 & 14641 Jamb)	\$ 170	19.60	24'2"	-				
	T14632	Deep Pocket	\$ 187	21.91	24'2"	-				
	E14653	Flat Snap-in Closure (use with open-back members)	\$ 95	14.60	24'2"	-				
	T14648	Adapter for high sidelite base	\$ 188	19.08	24'2"	-				
	T14643	2" x 6-1/2" (use with E14104 Stop)	\$ 351	53.90	24'2"	-				
	E14104	Glass Stop (use with T14640/T14641)	\$ 69	7.49	24'2"	-	•	•	•	
	T14646	Expansion Vertical - Male (requires P1221 gasket)	\$ 270	38.28	24'2"	-				
	T14636	Expansion Vertical - Female	\$ 275	39.01	24'2"	-				
	T14629	Head Receptor (use with P2511 Gasket)	\$ 266	31.41	24'2"	-				
	E14130	Interior Snap-in Stop	\$ 84	11.08	24'2"	-	•	•	•	
Door Framing										
	E14644	Open-back Door Jamb 2" x 6-1/2" (use with E14642 Pocket Closure)	\$ 271	35.82	24'2"	-	•	•		
	E14624	Door Header (use with E4013/4015 @ Transom)	\$ 363	62.88	24'2"	-			•	
	E14625	Transom Head (use with E14024 & E14025 Stops)	\$ 407	62.21	24'2"	-				
	E14621	Tubular Door Jamb (use with E4531 Door Stops)	\$ 401	61.65	24'2"	-				
	E4013	Transom Sash for 1" Glass (use with E14624 & E4015 Stops)	\$ 94	10.97	24'2"	-	•	•	•	
	E4015	Door Stop (use with E4013)	\$ 55	4.83	24'2"	-	•	•	•	
	E4531	Door Stop (use with E14624 & E14644)	\$ 60	5.76	24'2"	-	•	•	•	

All extrusions use P2728 gasket for 1" glazing unless otherwise noted.

T14650 2" x 6-1/2" Series Framing

Screws are **NOT** included in price of clips. Order separately.

Illustration	Part Number	Description	Unit	Base List / Unit	Stocked			
					Mill	Clear	Bronze	White
	P2428	Roll-in Gasket for undersize glass	250ft. roll	\$ 235.00	•			
	P2728	Captured Glazing Gasket	250ft. roll	\$ 126.00	•			
	P487	Captured Glazing Gasket (for 1 1/8" glass or panel with E14036)	500ft. roll	\$ 375.00	•			
	P1131	4" Long Silicone Setting Block (Use with 14000 Series Storefront)	25	\$ 125.00				
	P1132	Setting Block	25	\$ 29.00	•			
	P1135	Water Diverter - Inside Set	25	\$ 16.50	•			
	P1098A	Pile Weathering (Use with E 4531 door stops)	625 ft. roll	\$ 122.00	•			
	P1147	Sill Flashing Splice Sleeve Use with T14659	Each	\$ 10.00				
	P1154	End Dam for Sill Flashing T14659 (use with 2 each S196)	20	\$ 49.00				
	S202	#10 x 1" Type B Phillips/Hex Head Fastener for Screw Spline connections	100 per pkg.	\$ 20.00	•			
	S009	#10 x 13/4" Type F Phillips Pan Head Screw Fastener for clip to horizontal attachment.	100 per pkg.	\$ 41.00	•			
	P1148	Snap-in Filler for open-back anchor points (6" lengths)	Each	\$ 3.00	•			
	P4553	Snap-in Filler PVC	10	\$ 1,140.00				
	P1149	Drill Fixture for screw-spline attachment	Each	\$ 443.00				
	P 2511	Improved Bulb type Gasket (for head receptor)	500 ft. roll	\$ 280.00	•			
	P1152	Door Header Clip (use with [2] S009 & [1] S149)	Each	\$ 2.75	•			

All extrusions use P2728 gasket for 1" glazing unless otherwise noted.