

Extrusion:

**E4TB216**

System:


400T

Typical Use:

Vertical/Horizontal

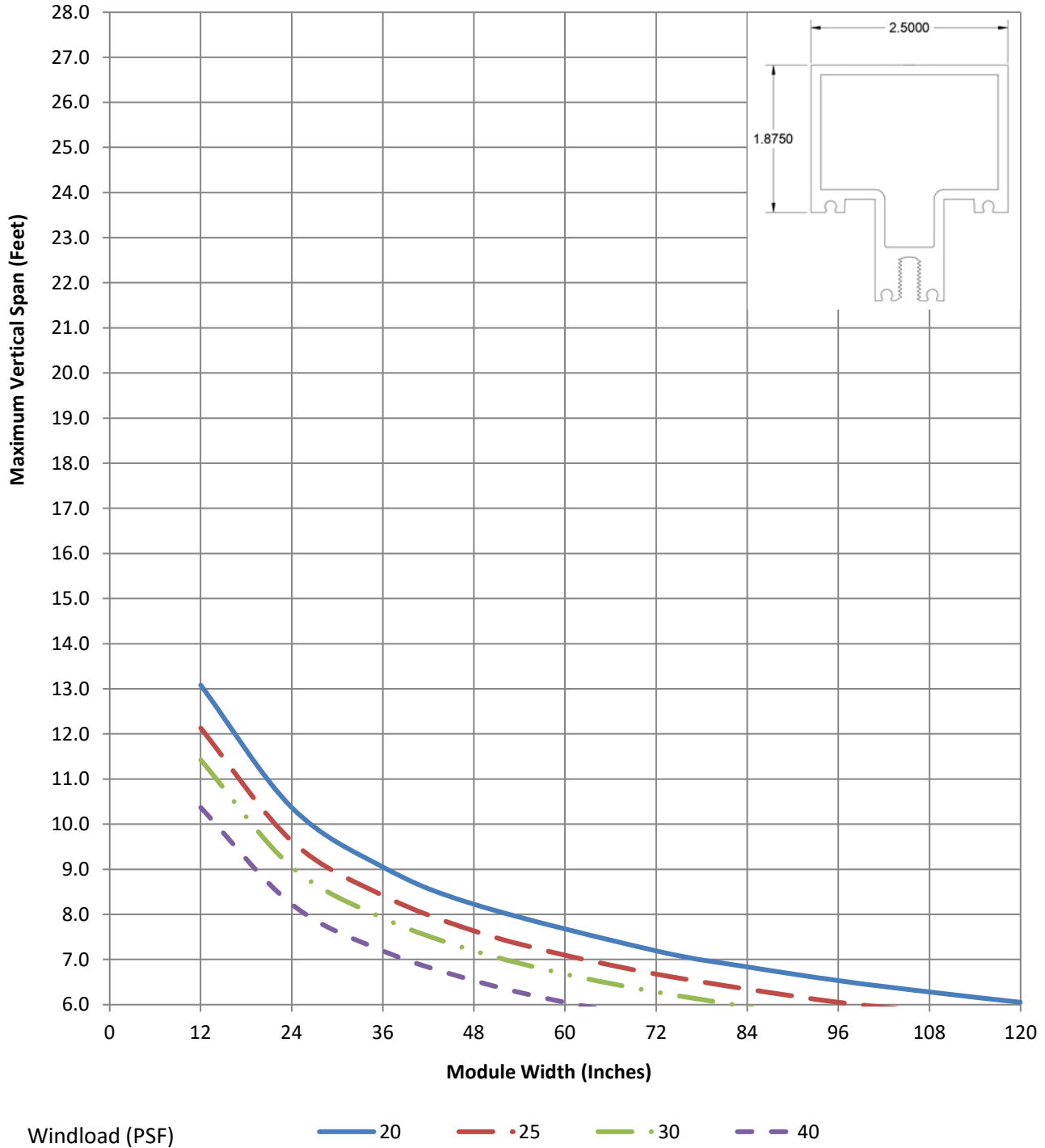
Alloy:

6063 T6



Section Properties									
$I_x$	$I_y$	$S_x$	$S_y$	$R_x$	$R_y$	$\beta$	J	Cw	Zx
1.47	1.013	1.006	0.8101	0.9604	0.797	-0.6365	1.116	0.0459	1.278

The following chart is for estimating purposes only. Site specific conditions and frame configurations can have a significant affect on the structural capacity of the framing system. Consult a PE for approval. This frame assumes at least 4 midspan horizontals or antibuckling clips. Maximum vertical spacing between horizontals is 10 feet maximum.



Extrusion:

**E4TB216 with 1-3/4" x 1" Bar**

System:


400T

Typical Use:

Vertical/Horizontal

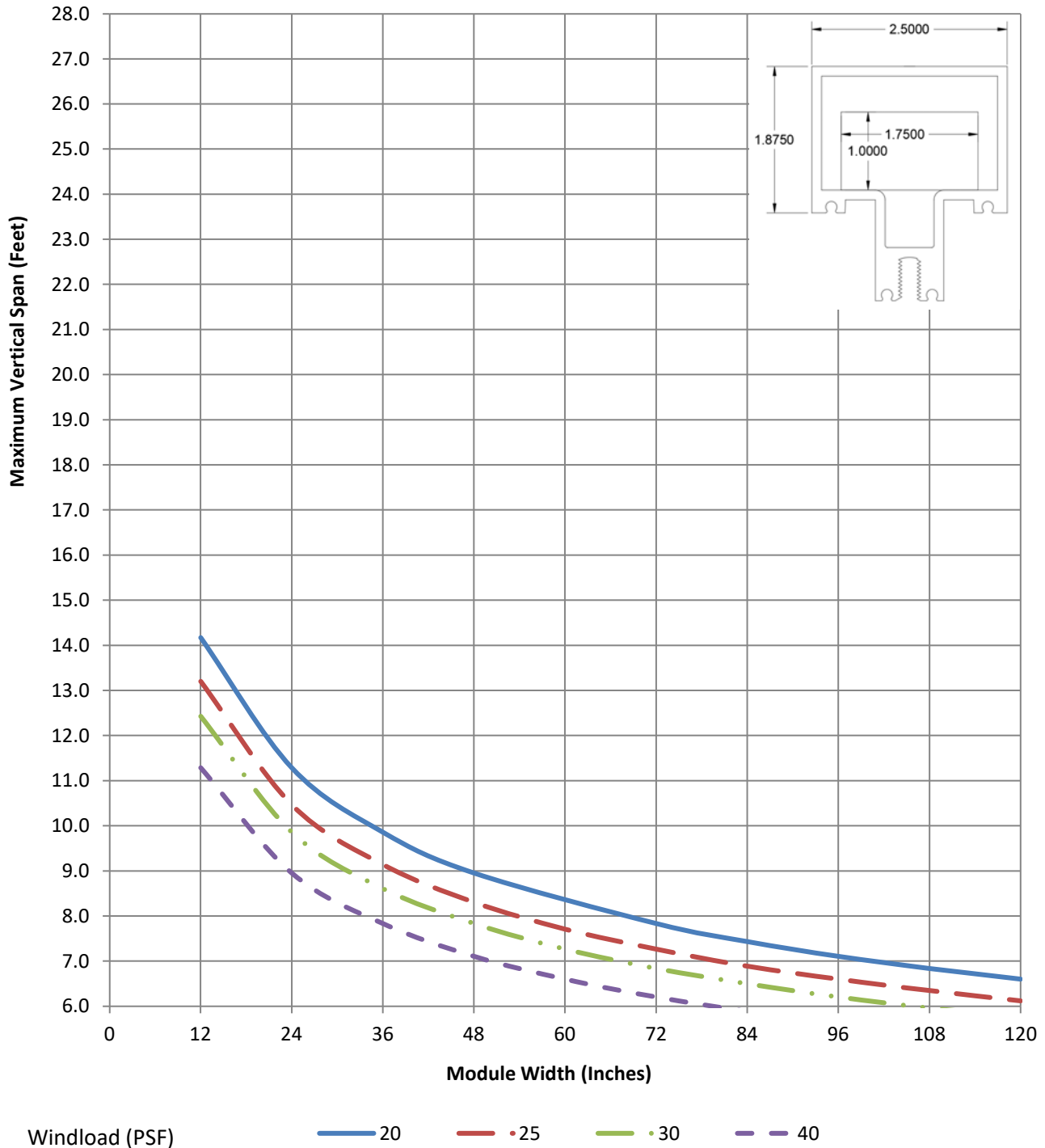
Alloy:

6063 T6



Section Properties									
$I_x$	$I_y$	$S_x$	$S_y$	$R_x$	$R_y$	$\beta$	J	Cw	Zx
1.892917	2.30818	1.29542	1.84586	0.9604	0.797	-0.6365	1.116	0.0459	1.278

The following chart is for estimating purposes only. Site specific conditions and frame configurations can have a significant affect on the structural capacity of the framing system. Consult a PE for approval. This frame assumes at least 4 midspan horizontals or antibuckling clips. Maximum vertical spacing between horizontals is 10 feet maximum.



Extrusion:

**E2680**

System:


400T

Typical Use:

Vertical/Horizontal

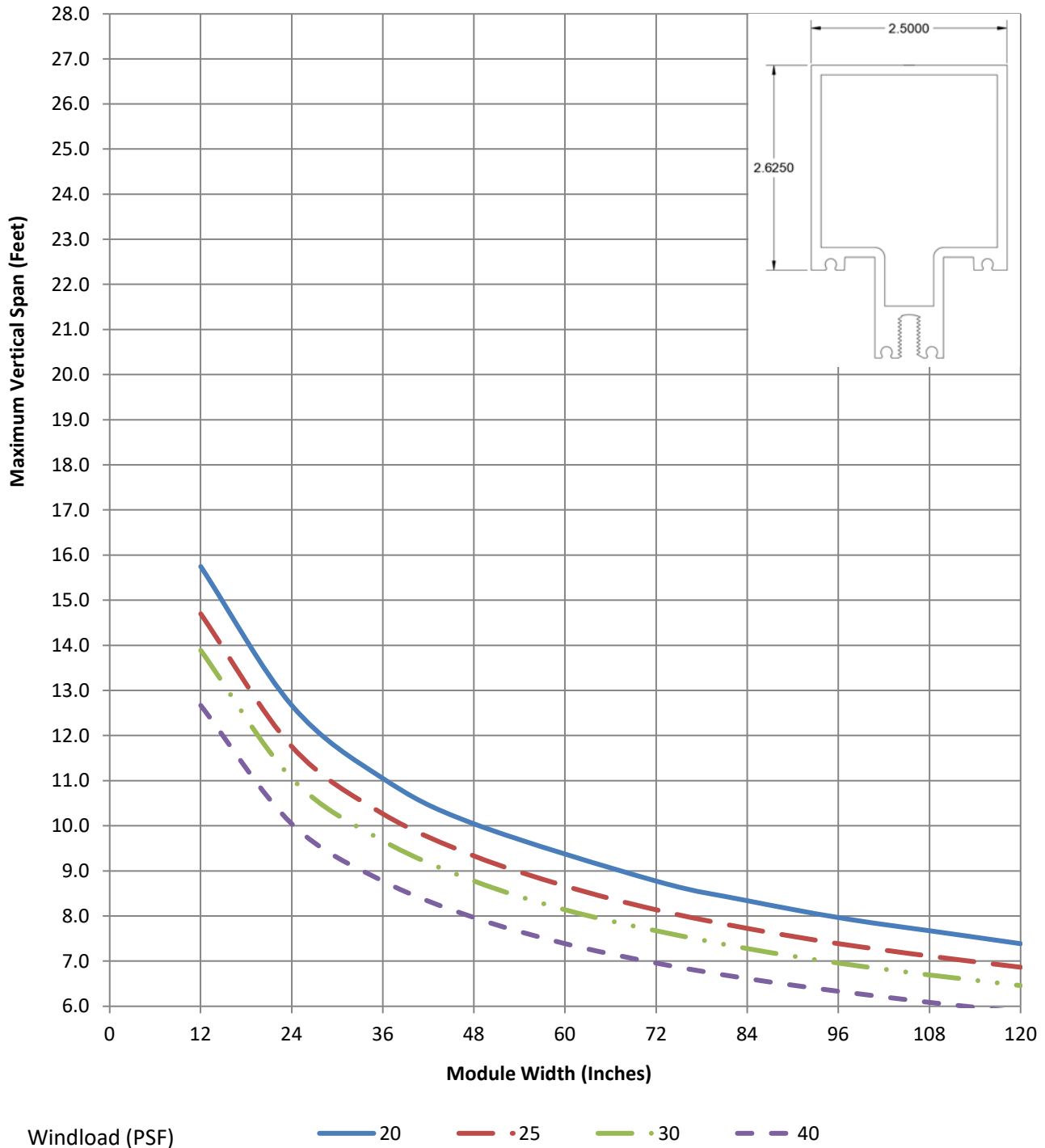
Alloy:

6063 T6



Section Properties									
$I_x$	$I_y$	$S_x$	$S_y$	$R_x$	$R_y$	$\beta$	J	Cw	Zx
2.67	1.275	1.411	1.02	1.228	0.8484	-0.7435	1.87	0.0456	1.856

The following chart is for estimating purposes only. Site specific conditions and frame configurations can have a significant affect on the structural capacity of the framing system. Consult a PE for approval. This frame assumes at least 4 midspan horizontals or antibuckling clips. Maximum vertical spacing between horizontals is 10 feet maximum.



Extrusion:

**E2680 with 1-3/4" x 1-3/4" Bar**

System:


400T

Typical Use:

Vertical/Horizontal

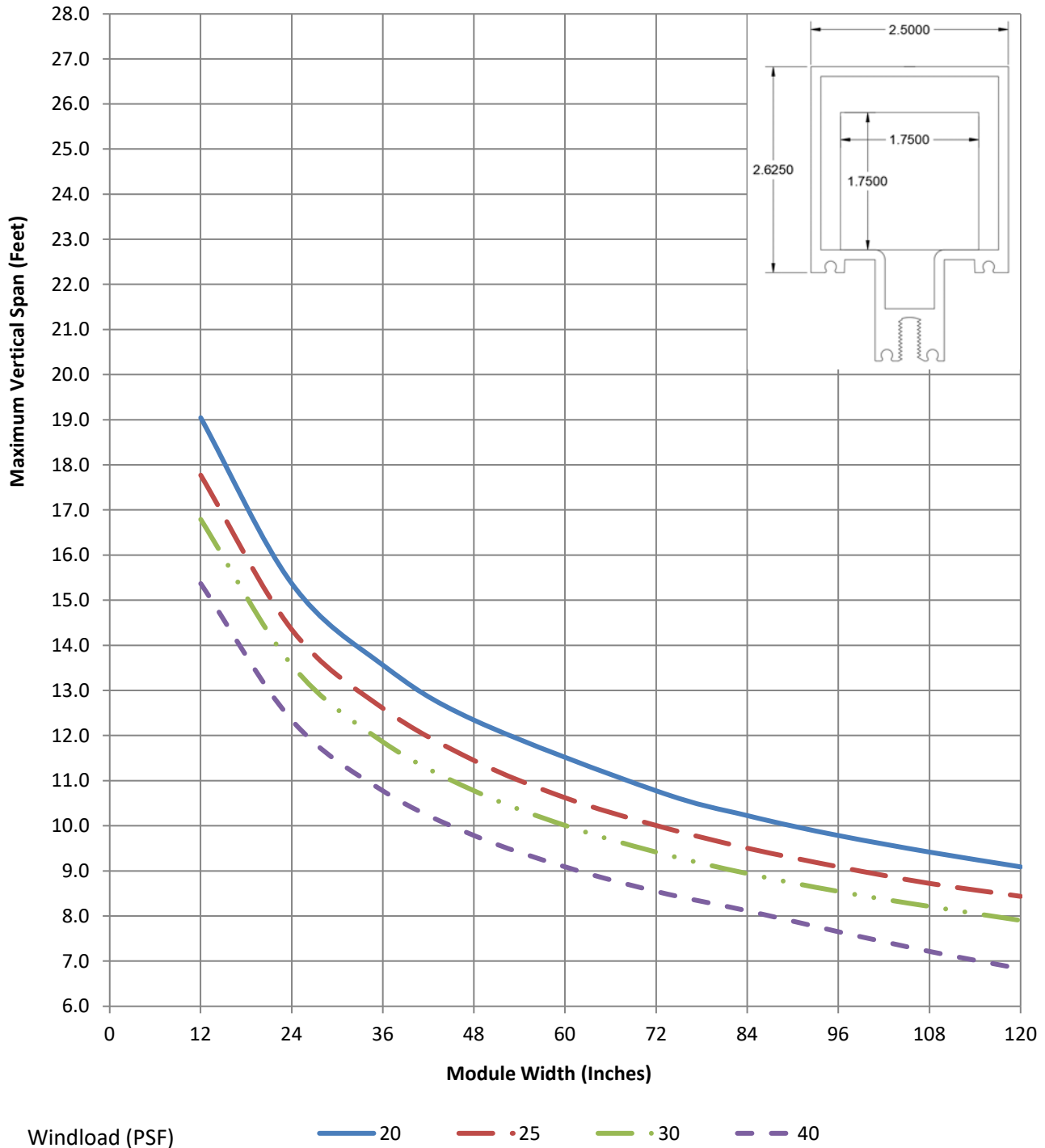
Alloy:

6063 T6



Section Properties									
$I_x$	$I_y$	$S_x$	$S_y$	$R_x$	$R_y$	$\beta$	J	Cw	Zx
4.9378	3.5428	2.60945	2.83424	1.228	0.8484	-0.7435	1.87	0.0456	1.856

The following chart is for estimating purposes only. Site specific conditions and frame configurations can have a significant affect on the structural capacity of the framing system. Consult a PE for approval. This frame assumes at least 4 midspan horizontals or antibuckling clips. Maximum vertical spacing between horizontals is 10 feet maximum.



Extrusion:

**E4TB206**

System:


400T

Typical Use:

Vertical/Horizontal

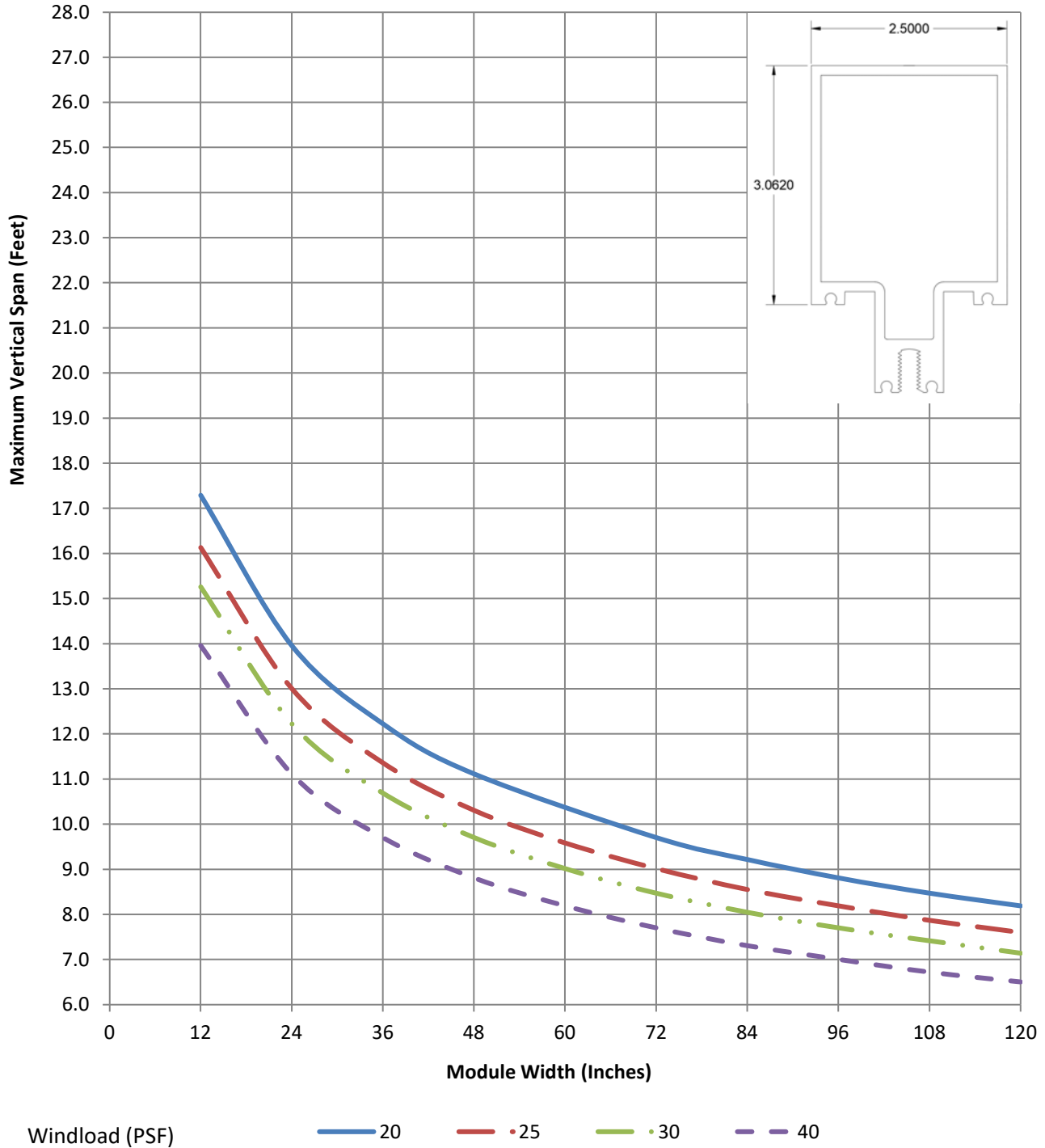
Alloy:

6063 T6



Section Properties									
$I_x$	$I_y$	$S_x$	$S_y$	$R_x$	$R_y$	$\beta$	J	Cw	Zx
3.616	1.431	1.683	1.145	1.383	0.8701	-0.7525	2.362	0.067	2.263

The following chart is for estimating purposes only. Site specific conditions and frame configurations can have a significant affect on the structural capacity of the framing system. Consult a PE for approval. This frame assumes at least 4 midspan horizontals or antibuckling clips. Maximum vertical spacing between horizontals is 10 feet maximum.



Extrusion:

**E4TB206 with P6621B**

System:


400T

Typical Use:

Vertical/Horizontal

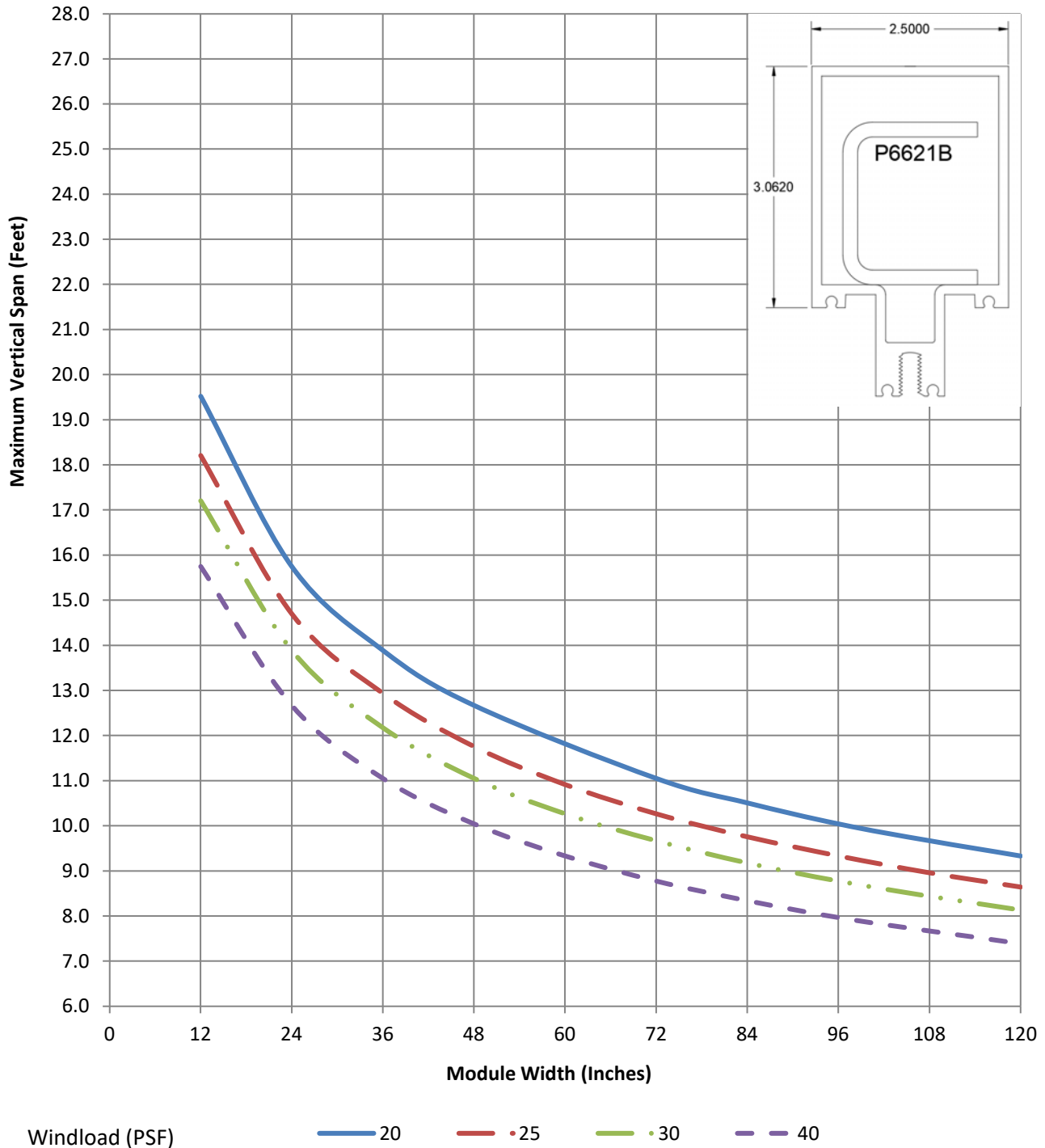
Alloy:

6063 T6



Section Properties									
$I_x$	$I_y$	$S_x$	$S_y$	$R_x$	$R_y$	$\beta$	J	Cw	Zx
5.3386	2.3793	2.48475	1.90377	1.383	0.8701	-0.7525	2.362	0.067	2.263

The following chart is for estimating purposes only. Site specific conditions and frame configurations can have a significant affect on the structural capacity of the framing system. Consult a PE for approval. This frame assumes at least 4 midspan horizontals or antibuckling clips. Maximum vertical spacing between horizontals is 10 feet maximum.



Extrusion:

**E4TB206 with 1-3/4" x 2" Bar**

System:


400T

Typical Use:

Vertical/Horizontal

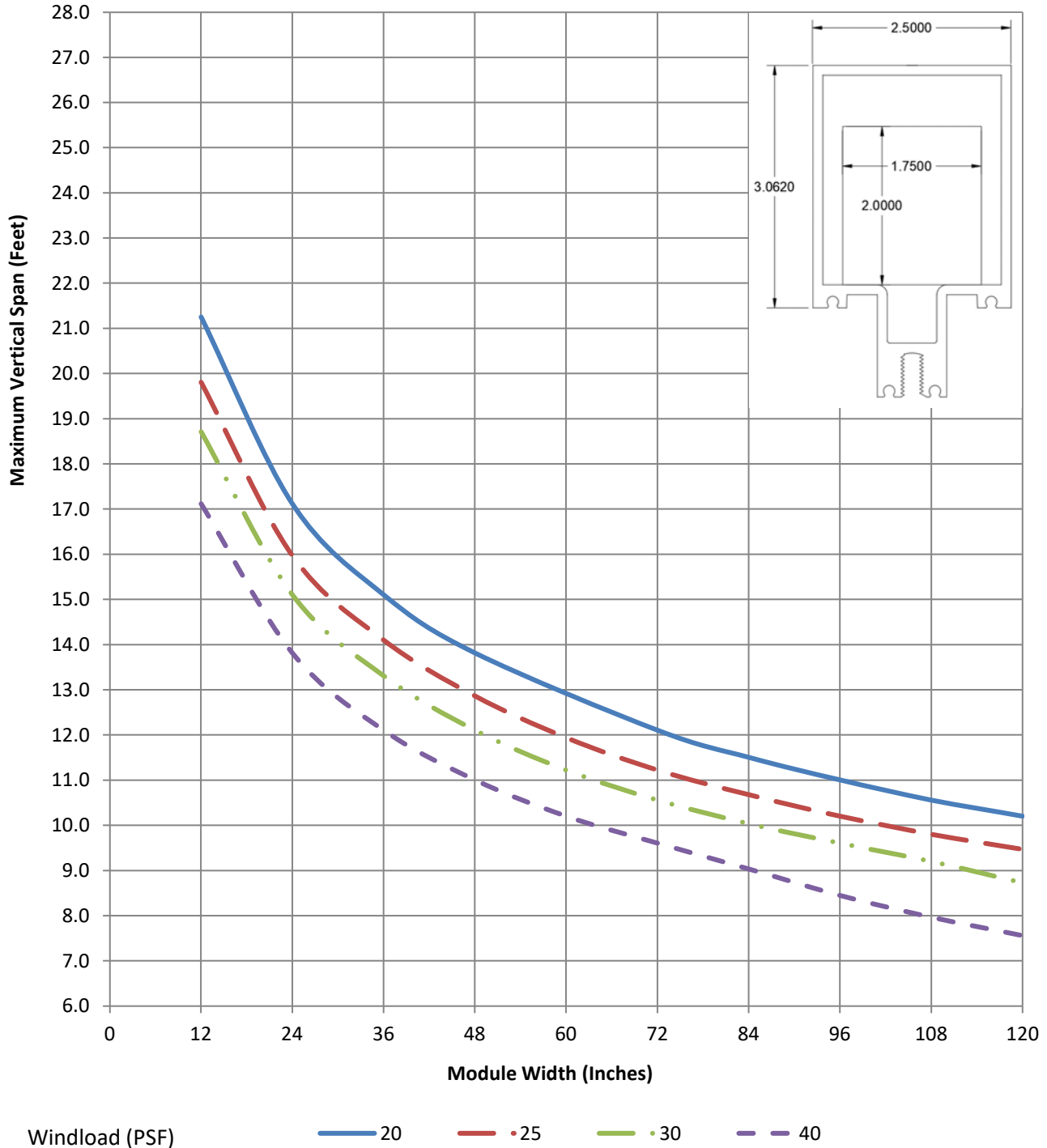
Alloy:

6063 T6



Section Properties									
$I_x$	$I_y$	$S_x$	$S_y$	$R_x$	$R_y$	$\beta$	J	Cw	Zx
6.999333	4.02136	3.25771	3.21765	1.383	0.8701	-0.7525	2.362	0.067	2.263

The following chart is for estimating purposes only. Site specific conditions and frame configurations can have a significant affect on the structural capacity of the framing system. Consult a PE for approval. This frame assumes at least 4 midspan horizontals or antibuckling clips. Maximum vertical spacing between horizontals is 10 feet maximum.



Extrusion:

**E4TB171**

System:


400T

Typical Use:

Vertical/Horizontal

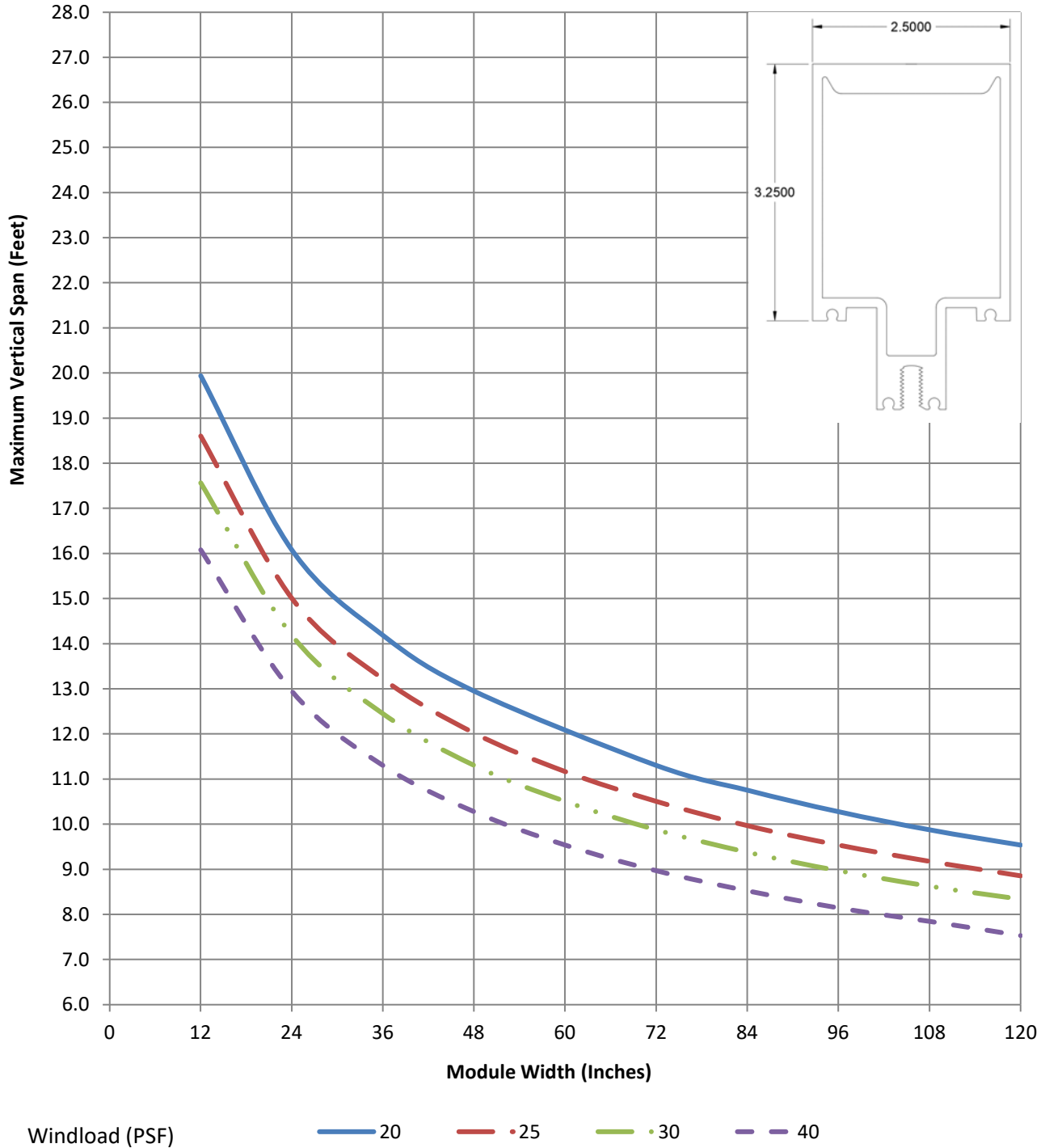
Alloy:

6063 T6



Section Properties									
$I_x$	$I_y$	$S_x$	$S_y$	$R_x$	$R_y$	$\beta$	J	Cw	Zx
5.714	1.681	3.117	1.345	1.526	0.828	-1.573	2.795	0.2222	3.467

The following chart is for estimating purposes only. Site specific conditions and frame configurations can have a significant affect on the structural capacity of the framing system. Consult a PE for approval. This frame assumes at least 4 midspan horizontals or antibuckling clips. Maximum vertical spacing between horizontals is 10 feet maximum.





Extrusion:

**E4TB171 with P6621B**

System:


400T

Typical Use:

Vertical/Horizontal

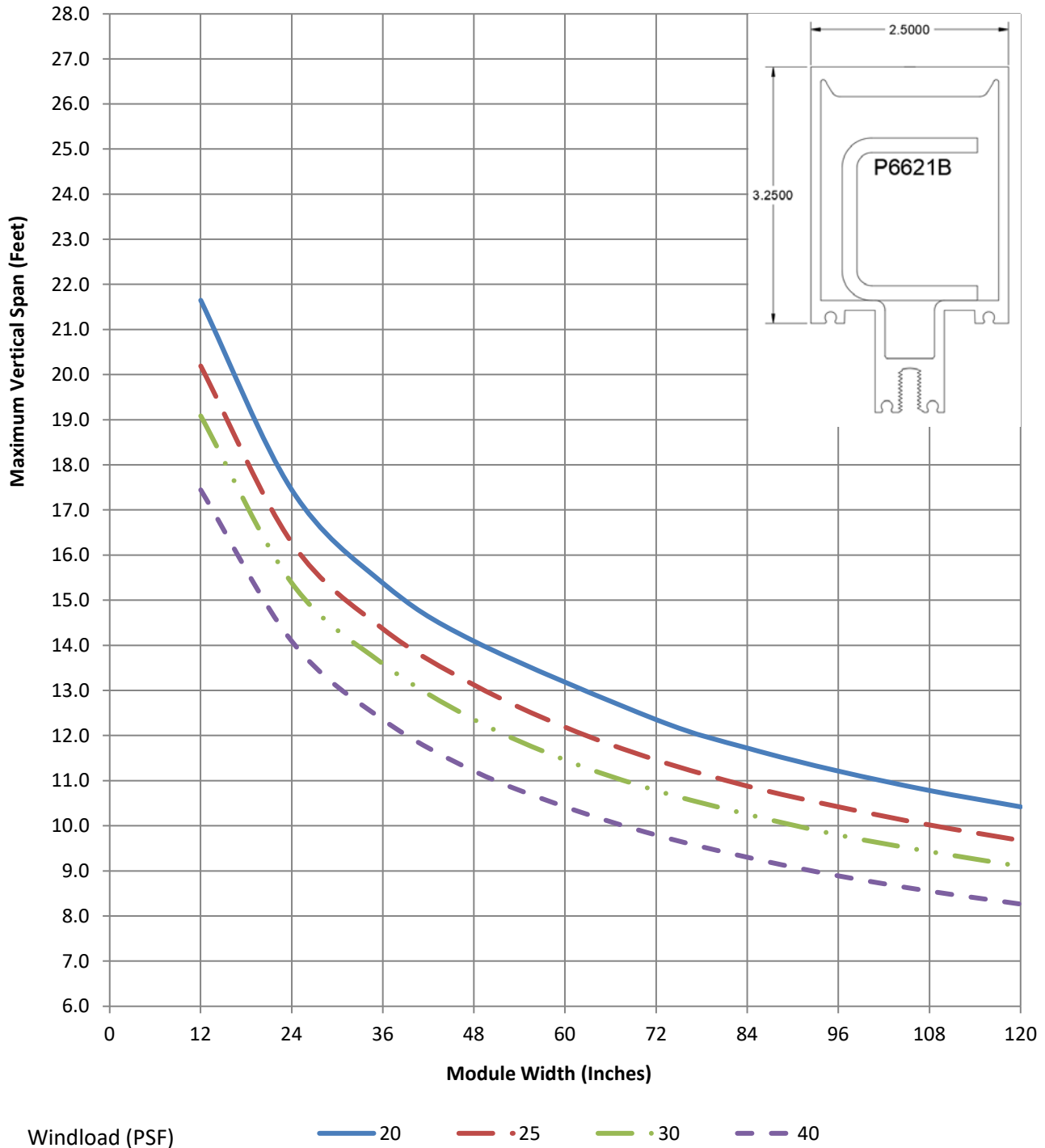
Alloy:

6063 T6



Section Properties									
$I_x$	$I_y$	$S_x$	$S_y$	$R_x$	$R_y$	$\beta$	J	Cw	Zx
7.4366	2.6293	4.05668	2.10375	1.526	0.828	-1.573	2.795	0.2222	3.467

The following chart is for estimating purposes only. Site specific conditions and frame configurations can have a significant affect on the structural capacity of the framing system. Consult a PE for approval. This frame assumes at least 4 midspan horizontals or antibuckling clips. Maximum vertical spacing between horizontals is 10 feet maximum.



Extrusion:

**E4TB171 with 1-3/4" x 2" Bar**

System:


400T

Typical Use:

Vertical/Horizontal

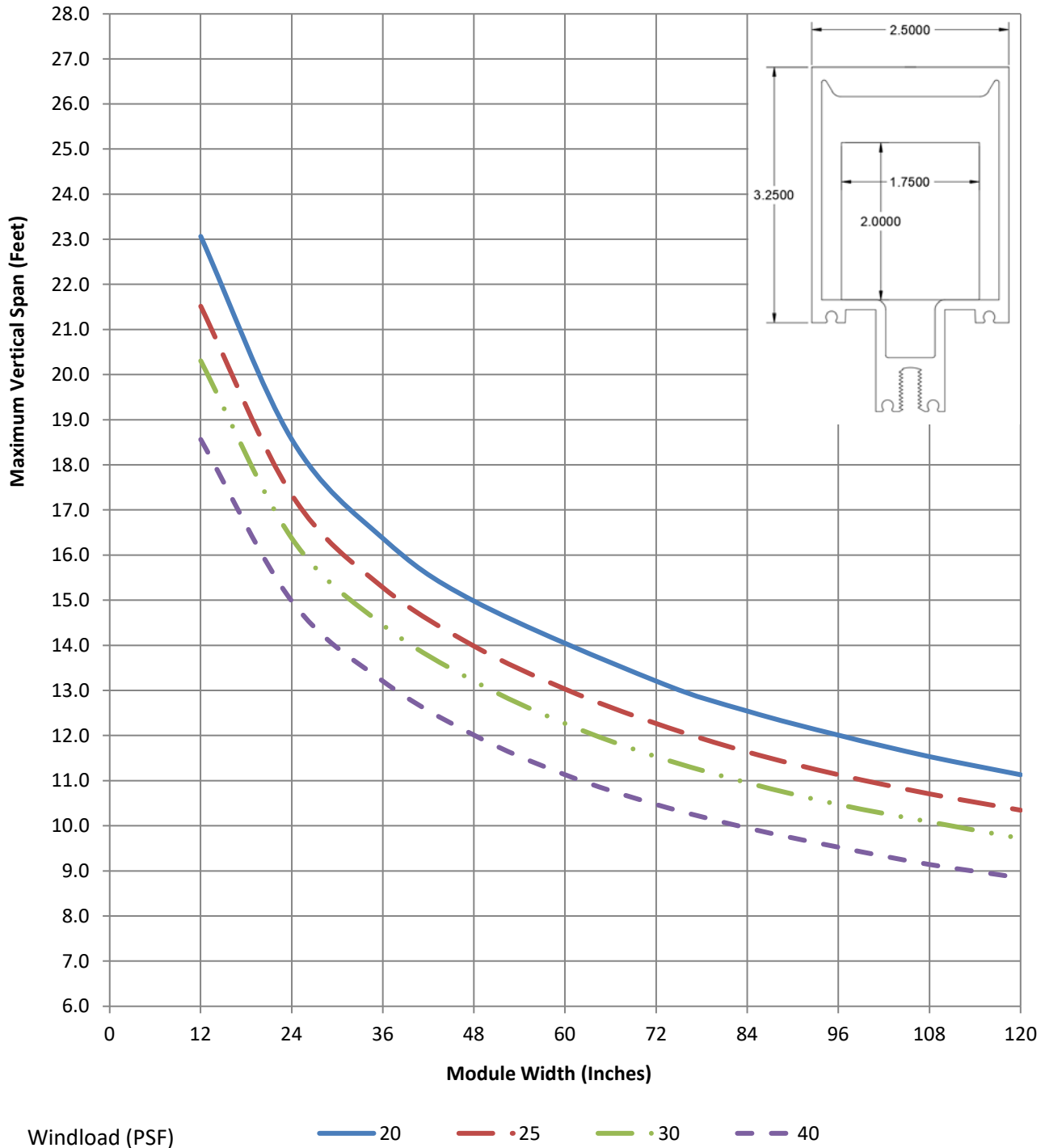
Alloy:

6063 T6



Section Properties									
$I_x$	$I_y$	$S_x$	$S_y$	$R_x$	$R_y$	$\beta$	J	Cw	$Z_x$
9.097333	4.27136	4.96262	3.4176	1.526	0.828	-1.573	2.795	0.2222	3.467

The following chart is for estimating purposes only. Site specific conditions and frame configurations can have a significant affect on the structural capacity of the framing system. Consult a PE for approval. This frame assumes at least 4 midspan horizontals or antibuckling clips. Maximum vertical spacing between horizontals is 10 feet maximum.



Extrusion:

**E4TB81**

System:


400T

Typical Use:

Vertical/Horizontal

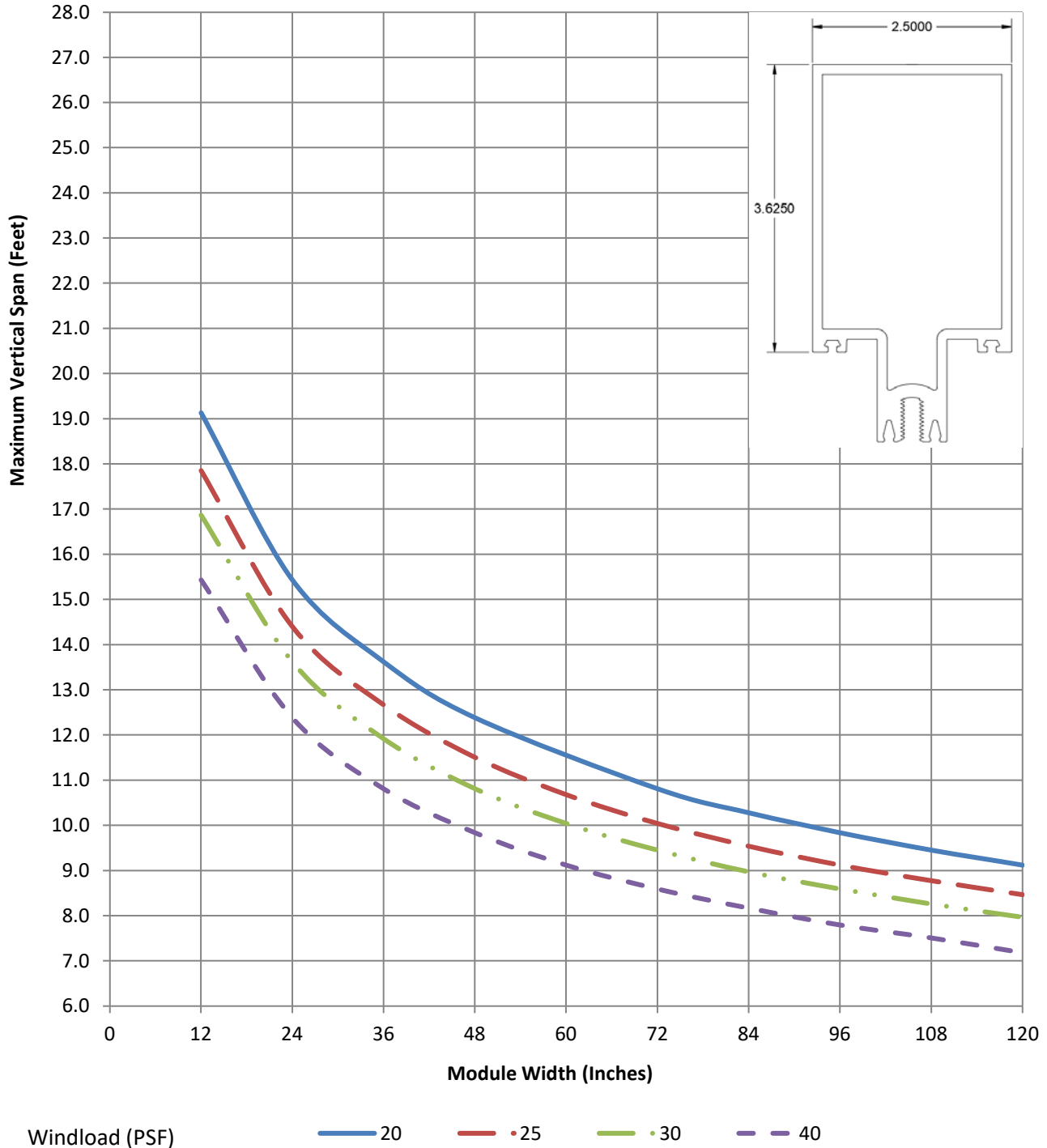
Alloy:

6063 T6



Section Properties									
$I_x$	$I_y$	$S_x$	$S_y$	$R_x$	$R_y$	$\beta$	J	Cw	Zx
5.005	1.62	2.044	1.296	1.577	0.8971	-0.81	2.991	0.1318	2.789

The following chart is for estimating purposes only. Site specific conditions and frame configurations can have a significant affect on the structural capacity of the framing system. Consult a PE for approval. This frame assumes at least 4 midspan horizontals or antibuckling clips. Maximum vertical spacing between horizontals is 10 feet maximum.



Extrusion:

**E4TB81 with P6620B\_P6621B**

System:


400T

Typical Use:

Vertical/Horizontal

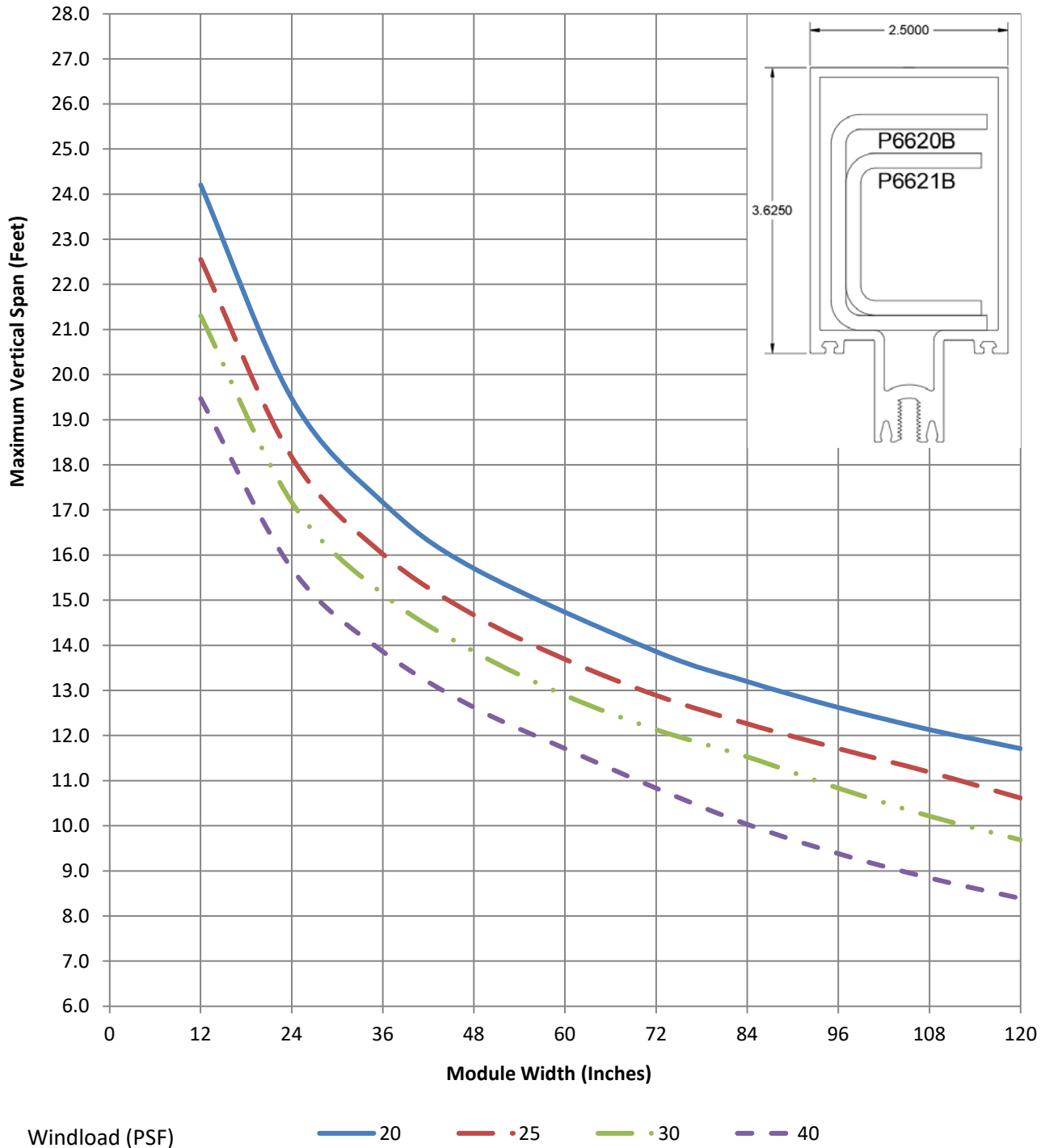
Alloy:

6063 T6



Section Properties									
$I_x$	$I_y$	$S_x$	$S_y$	$R_x$	$R_y$	$\beta$	J	Cw	Zx
10.5933	2.7191	4.32621	2.17528	1.577	0.8971	-0.81	2.991	0.1318	2.789

The following chart is for estimating purposes only. Site specific conditions and frame configurations can have a significant affect on the structural capacity of the framing system. Consult a PE for approval. This frame assumes at least 4 midspan horizontals or antibuckling clips. Maximum vertical spacing between horizontals is 10 feet maximum.



Extrusion:

**E4TB81 with 1-3/4" x 2-3/4" Bar**

System:


400T

Typical Use:

Vertical/Horizontal

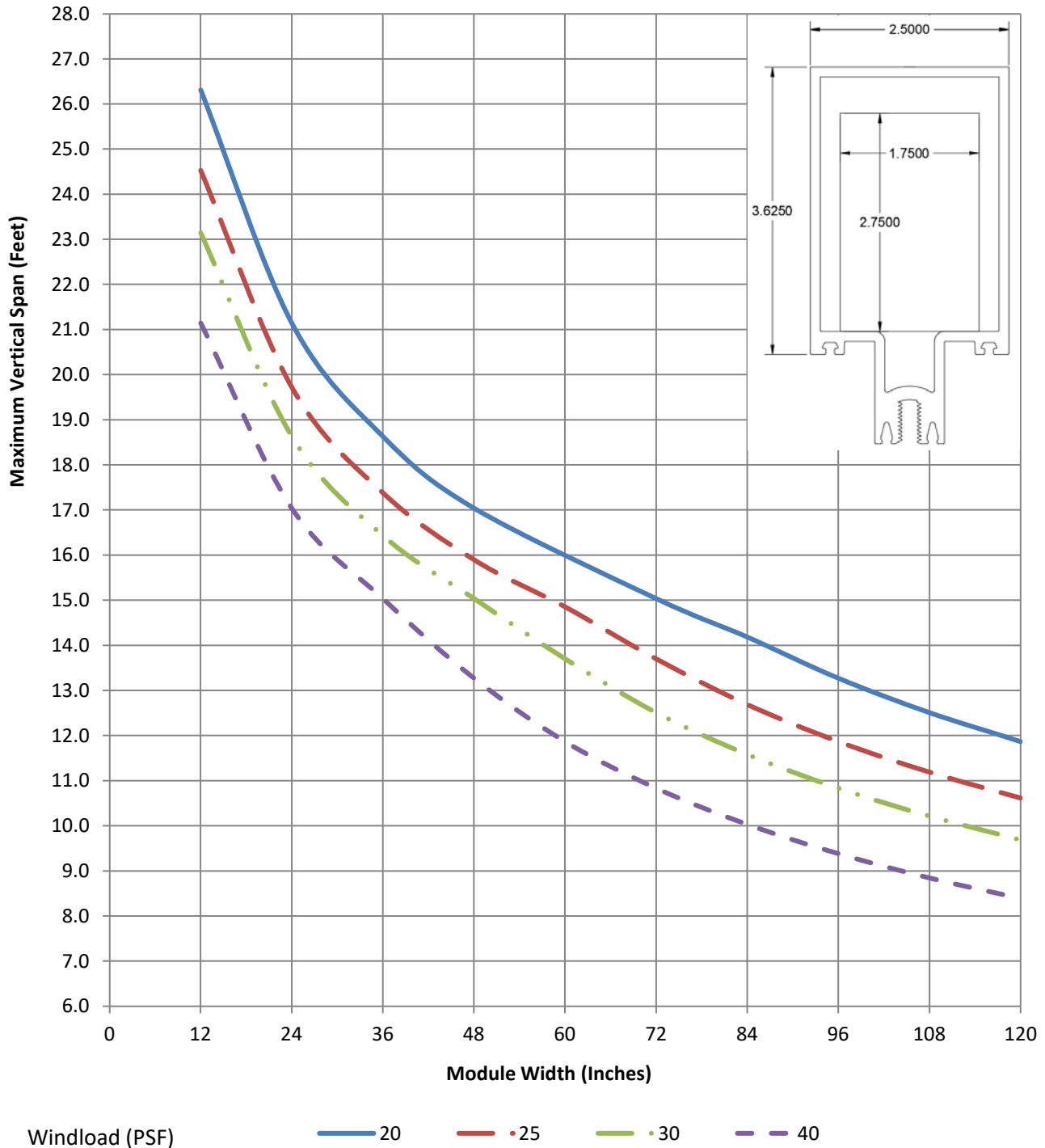
Alloy:

6063 T6



Section Properties									
$I_x$	$I_y$	$S_x$	$S_y$	$R_x$	$R_y$	$\beta$	J	Cw	Zx
13.80035	5.18175	5.63595	4.1454	1.577	0.8971	-0.81	2.991	0.1318	2.789

The following chart is for estimating purposes only. Site specific conditions and frame configurations can have a significant affect on the structural capacity of the framing system. Consult a PE for approval. This frame assumes at least 4 midspan horizontals or antibuckling clips. Maximum vertical spacing between horizontals is 10 feet maximum.



Extrusion:

**E4TB140**

System:


400T

Typical Use:

SSG Vertical/Horizontal

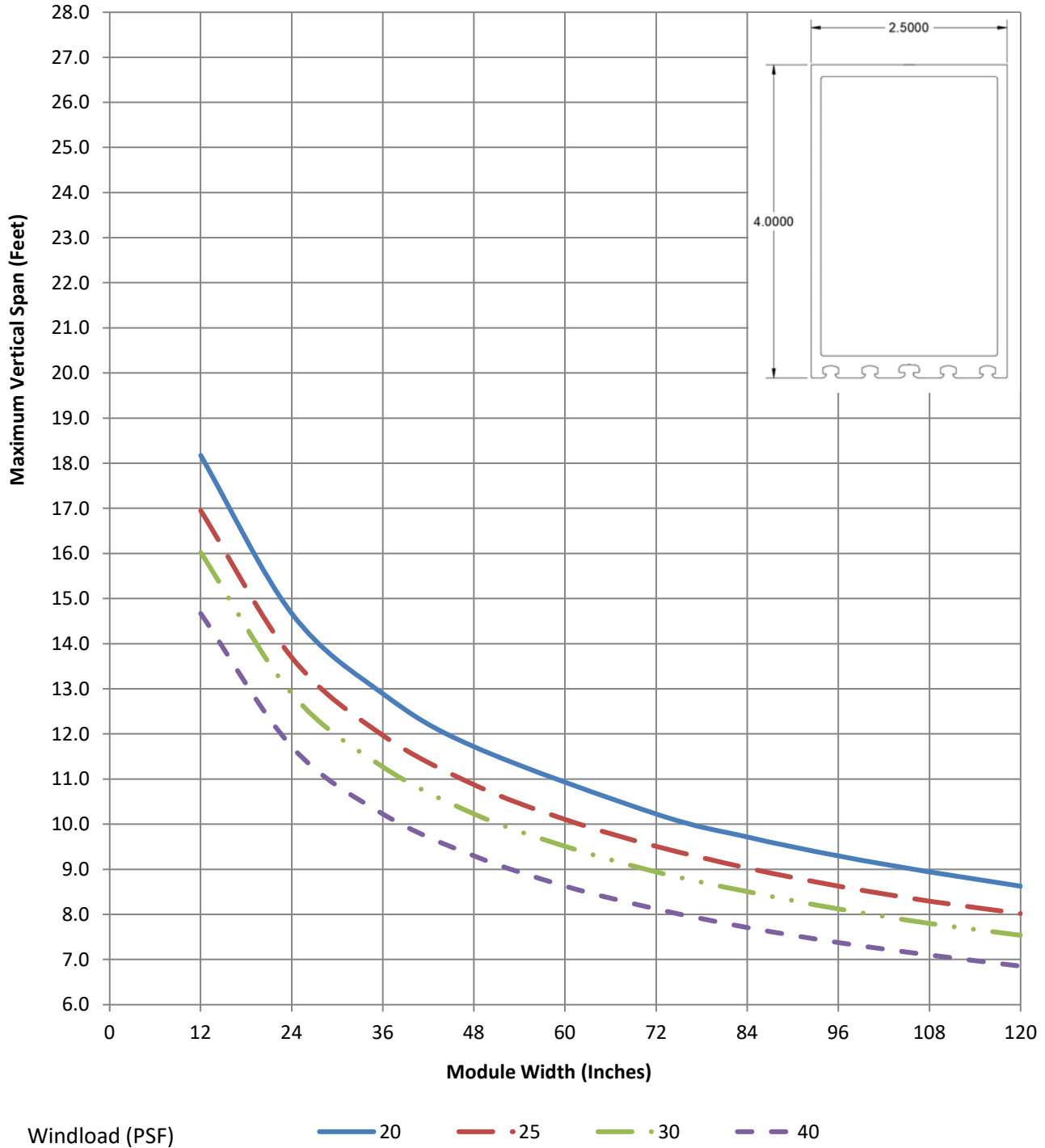
Alloy:

6063 T6



Section Properties									
$I_x$	$I_y$	$S_x$	$S_y$	$R_x$	$R_y$	$\beta$	J	Cw	Zx
4.24	1.756	1.979	1.404	1.52	0.9784	0.0101	3.56	0.3185	2.541

The following chart is for estimating purposes only. Site specific conditions and frame configurations can have a significant affect on the structural capacity of the framing system. Consult a PE for approval. This frame assumes at least 4 midspan horizontals or antibuckling clips. Maximum vertical spacing between horizontals is 10 feet maximum.



Extrusion:

**E4TB140 with P6621C**

System:


400T

Typical Use:

SSG Vertical/Horizontal

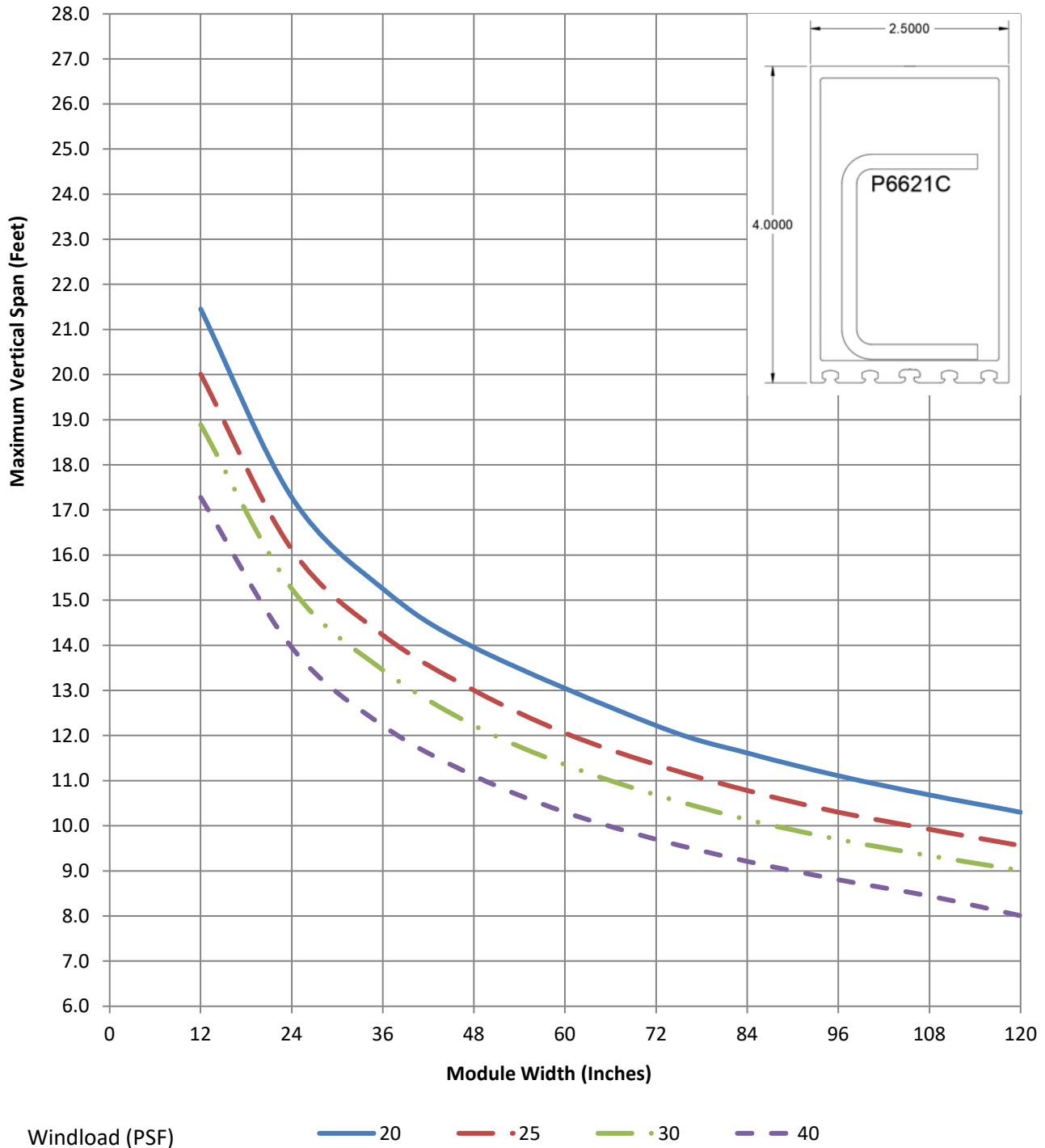
Alloy:

6063 T6



Section Properties									
$I_x$	$I_y$	$S_x$	$S_y$	$R_x$	$R_y$	$\beta$	J	Cw	Zx
7.2183	2.7304	3.36911	2.18308	1.52	0.9784	0.0101	3.56	0.3185	2.541

The following chart is for estimating purposes only. Site specific conditions and frame configurations can have a significant affect on the structural capacity of the framing system. Consult a PE for approval. This frame assumes at least 4 midspan horizontals or antibuckling clips. Maximum vertical spacing between horizontals is 10 feet maximum.



Extrusion:

**E4TB140 with 1-3/4" x 3" Bar**

System:


400T

Typical Use:

SSG Vertical/Horizontal

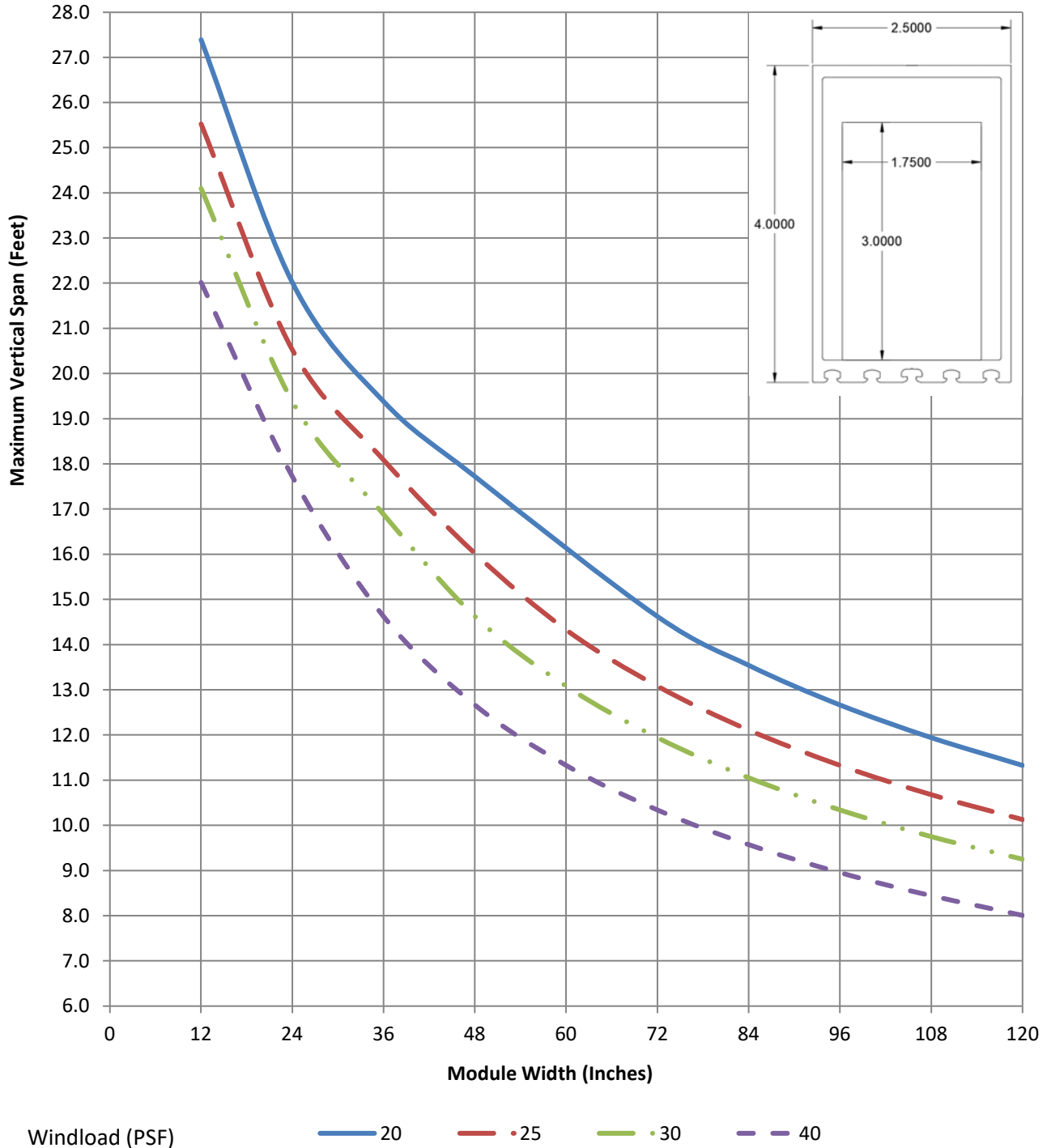
Alloy:

6063 T6



Section Properties									
$I_x$	$I_y$	$S_x$	$S_y$	$R_x$	$R_y$	$\beta$	J	Cw	Zx
15.6602	5.642	7.30932	4.51103	1.52	0.9784	0.0101	3.56	0.3185	2.541

The following chart is for estimating purposes only. Site specific conditions and frame configurations can have a significant affect on the structural capacity of the framing system. Consult a PE for approval. This frame assumes at least 4 midspan horizontals or antibuckling clips. Maximum vertical spacing between horizontals is 10 feet maximum.





Extrusion:

**E4TB02**

System:


400T

Typical Use:

Vertical/Horizontal

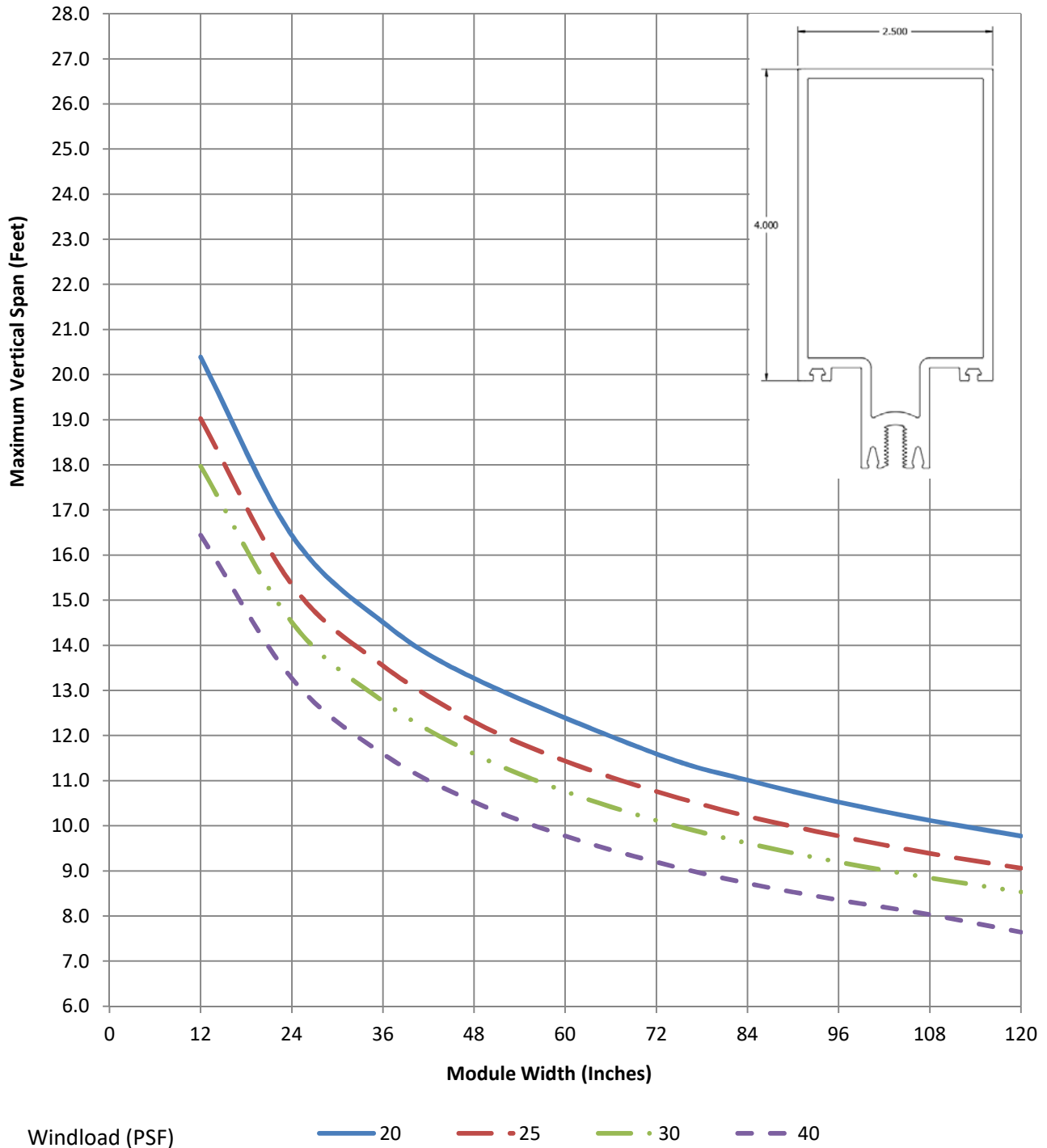
Alloy:

6063 T6



Section Properties									
$I_x$	$I_y$	$S_x$	$S_y$	$R_x$	$R_y$	$\beta$	J	Cw	Zx
6.14	1.752	2.312	1.402	1.707	0.912	-0.8371	3.435	0.2124	3.175

The following chart is for estimating purposes only. Site specific conditions and frame configurations can have a significant affect on the structural capacity of the framing system. Consult a PE for approval. This frame assumes at least 4 midspan horizontals or antibuckling clips. Maximum vertical spacing between horizontals is 10 feet maximum.



Extrusion:

**E4TB02 with P6620B\_P6621B**

System:


400T

Typical Use:

Vertical/Horizontal

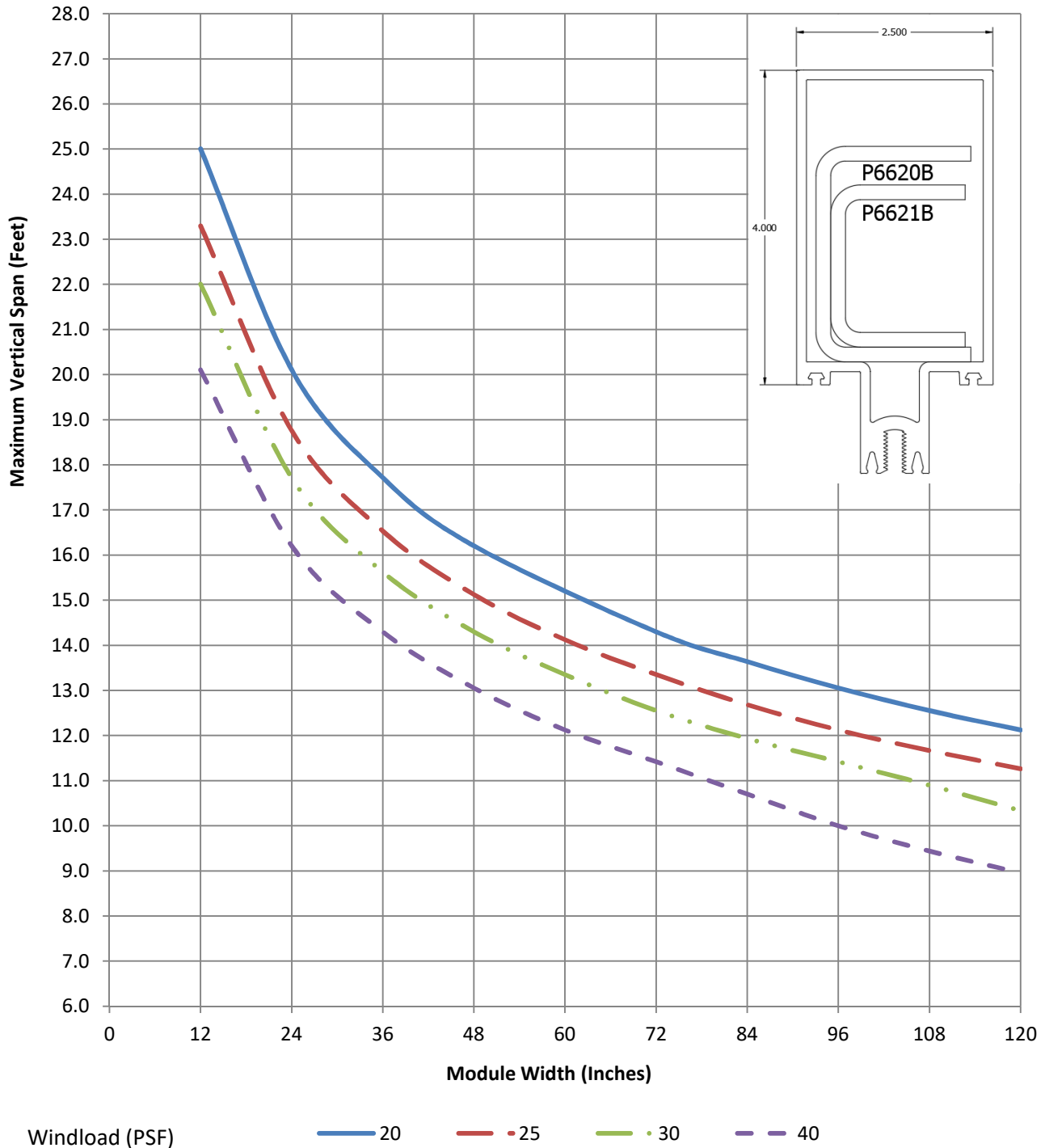
Alloy:

6063 T6



Section Properties									
$I_x$	$I_y$	$S_x$	$S_y$	$R_x$	$R_y$	$\beta$	J	Cw	Zx
11.7283	2.8511	4.41626	2.28153	1.707	0.912	-0.8371	3.435	0.2124	3.175

The following chart is for estimating purposes only. Site specific conditions and frame configurations can have a significant affect on the structural capacity of the framing system. Consult a PE for approval. This frame assumes at least 4 midspan horizontals or antibuckling clips. Maximum vertical spacing between horizontals is 10 feet maximum.



Extrusion:

**E4TB02 with 1-3/4" x 3" Bar**

System:

400T

Typical Use:

Vertical/Horizontal

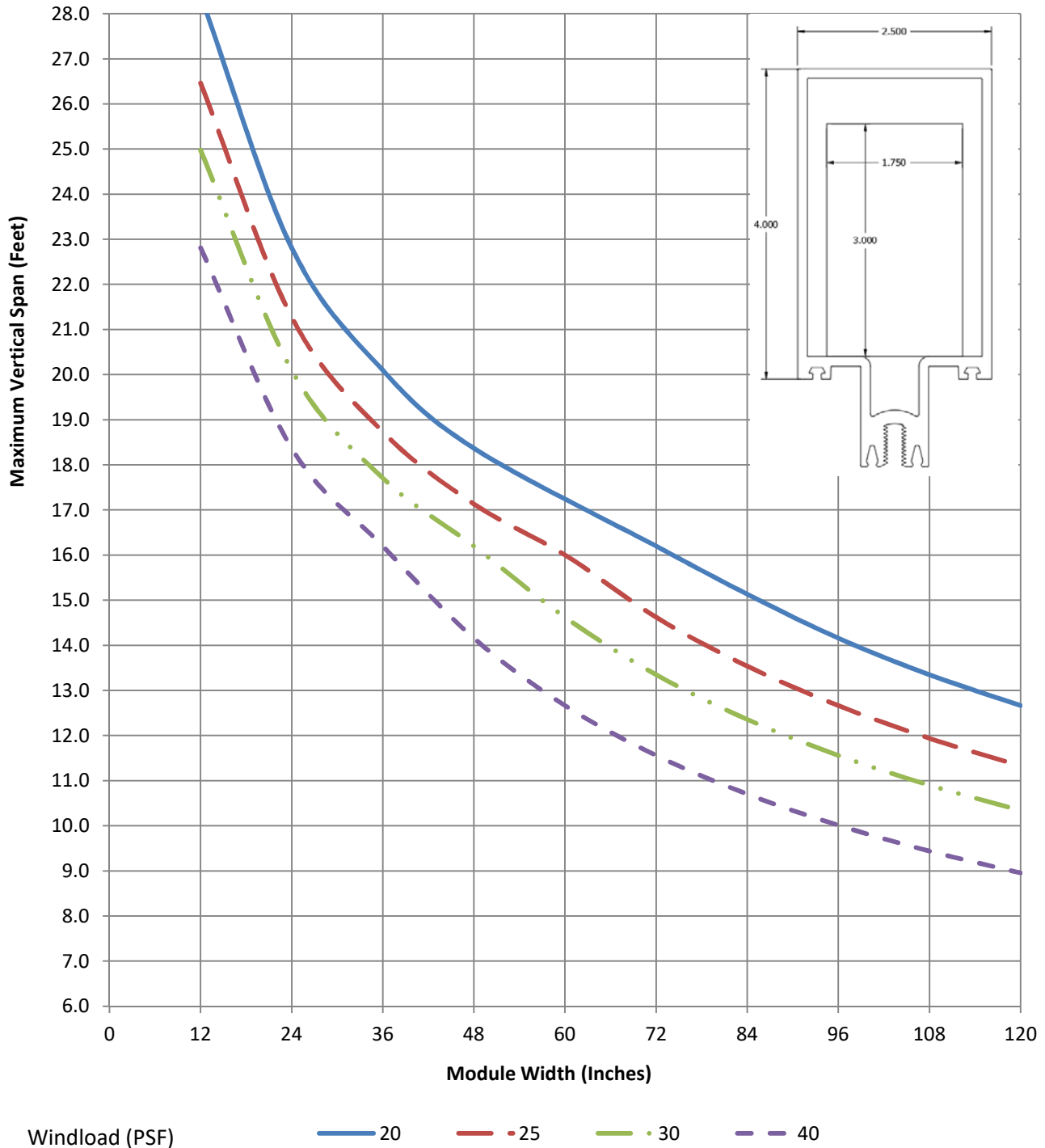
Alloy:

6063 T6

**TUBELITE®**  
DEPENDABLE  
LEADERS IN ECO-EFFICIENT STOREFRONT,  
CURTAINWALL AND ENTRANCE SYSTEMS

Section Properties									
$I_x$	$I_y$	$S_x$	$S_y$	$R_x$	$R_y$	$\beta$	J	Cw	$Z_x$
17.5602	5.638	6.61224	4.51169	1.707	0.912	-0.8371	3.435	0.2124	3.175

The following chart is for estimating purposes only. Site specific conditions and frame configurations can have a significant affect on the structural capacity of the framing system. Consult a PE for approval. This frame assumes at least 4 midspan horizontals or antibuckling clips. Maximum vertical spacing between horizontals is 10 feet maximum.



Extrusion:

**E4TB223**

System:


400T

Typical Use:

Vertical/Horizontal

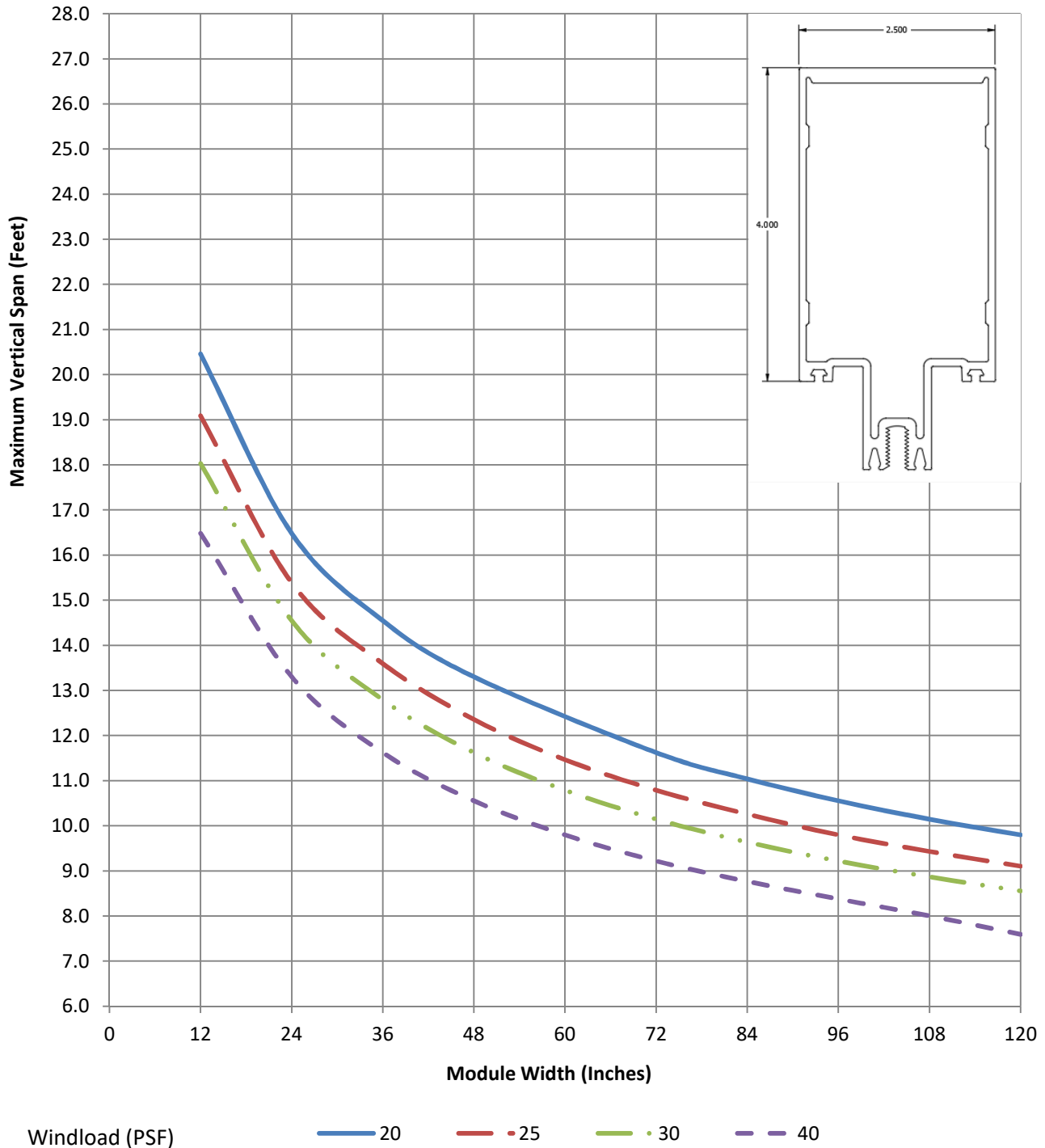
Alloy:

6063 T6



Section Properties									
$I_x$	$I_y$	$S_x$	$S_y$	$R_x$	$R_y$	$\beta$	J	Cw	Zx
6.202	1.499	2.574	1.199	1.812	0.891	-1.913	2.743	0.2182	3.126

The following chart is for estimating purposes only. Site specific conditions and frame configurations can have a significant affect on the structural capacity of the framing system. Consult a PE for approval. This frame assumes at least 4 midspan horizontals or antibuckling clips. Maximum vertical spacing between horizontals is 10 feet maximum.



Extrusion:

**E4TB223 with P6620B\_P6621B**

System:


400T

Typical Use:

Vertical/Horizontal

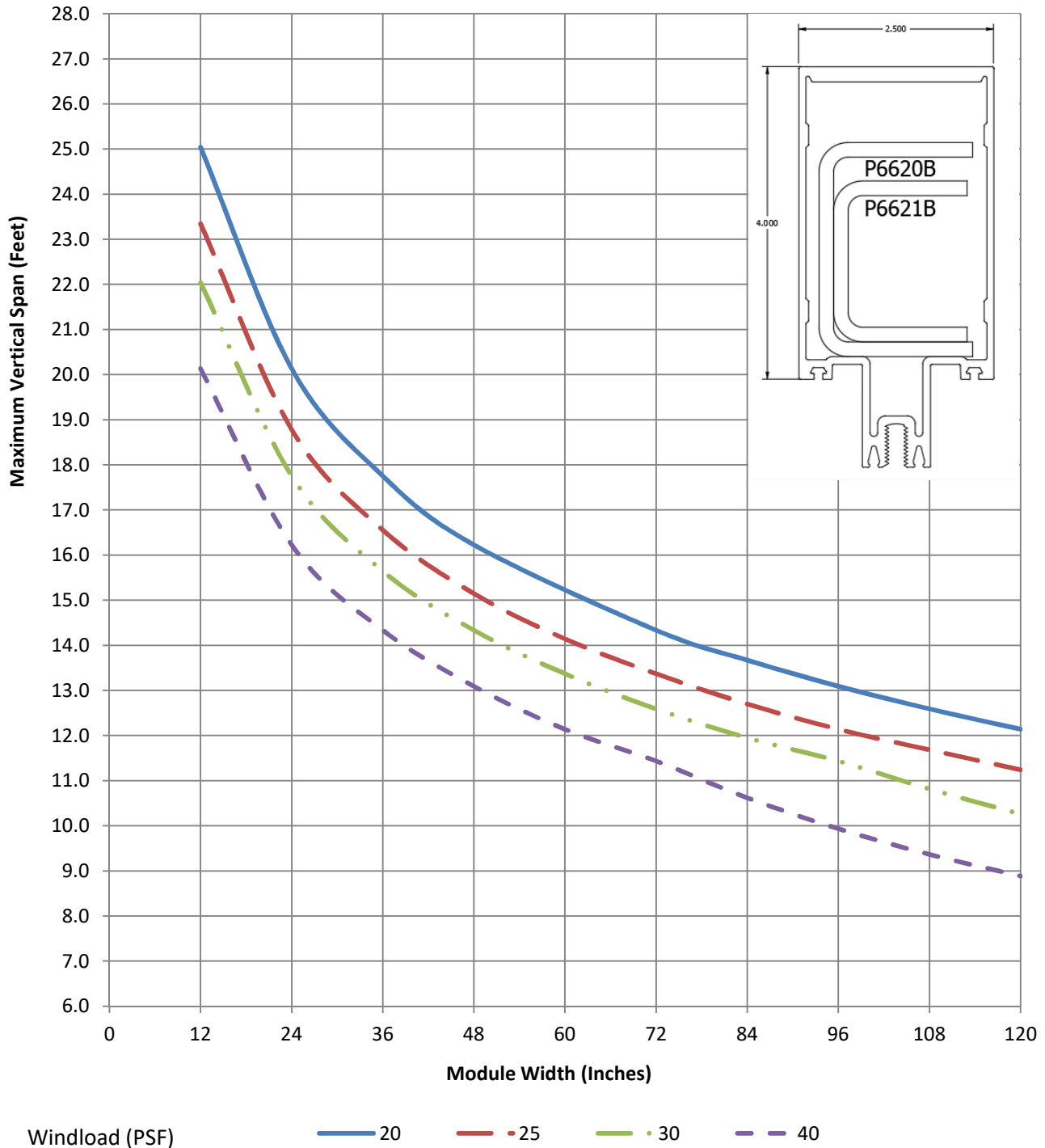
Alloy:

6063 T6



Section Properties									
$I_x$	$I_y$	$S_x$	$S_y$	$R_x$	$R_y$	$\beta$	J	Cw	Zx
11.7903	2.5981	4.8933	2.07813	1.812	0.891	-1.913	2.743	0.2182	3.126

The following chart is for estimating purposes only. Site specific conditions and frame configurations can have a significant affect on the structural capacity of the framing system. Consult a PE for approval. This frame assumes at least 4 midspan horizontals or antibuckling clips. Maximum vertical spacing between horizontals is 10 feet maximum.



Extrusion:

**E4TB223 with 1-3/4" x 3" Bar**

System:


400T

Typical Use:

Vertical/Horizontal

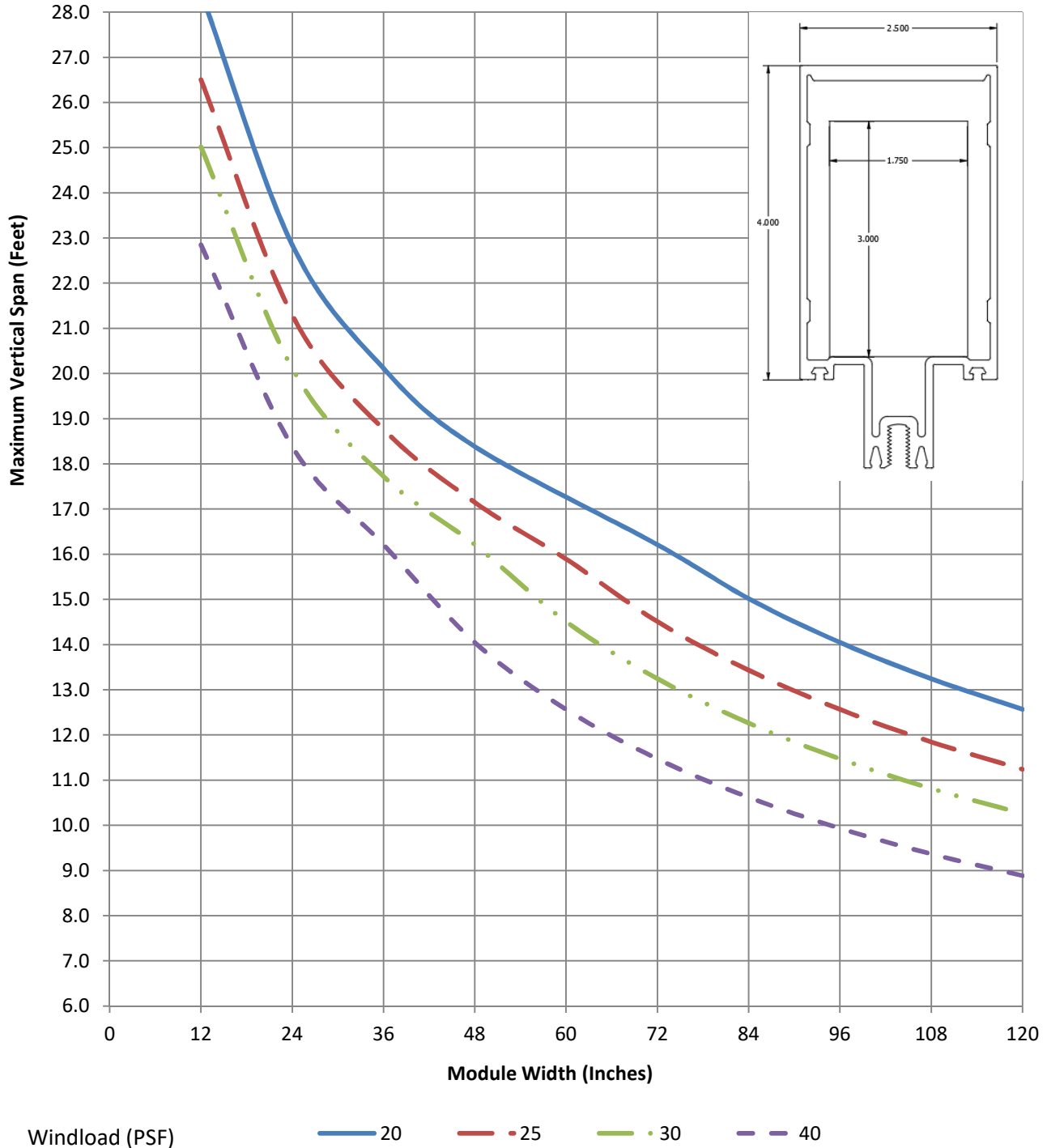
Alloy:

6063 T6



Section Properties									
$I_x$	$I_y$	$S_x$	$S_y$	$R_x$	$R_y$	$\beta$	J	Cw	$Z_x$
17.6222	5.385	7.3137	4.30728	1.812	0.891	-1.913	2.743	0.2182	3.126

The following chart is for estimating purposes only. Site specific conditions and frame configurations can have a significant affect on the structural capacity of the framing system. Consult a PE for approval. This frame assumes at least 4 midspan horizontals or antibuckling clips. Maximum vertical spacing between horizontals is 10 feet maximum.



Extrusion:

**E4TB263**

System:


400T

Typical Use:

Vertical/Horizontal

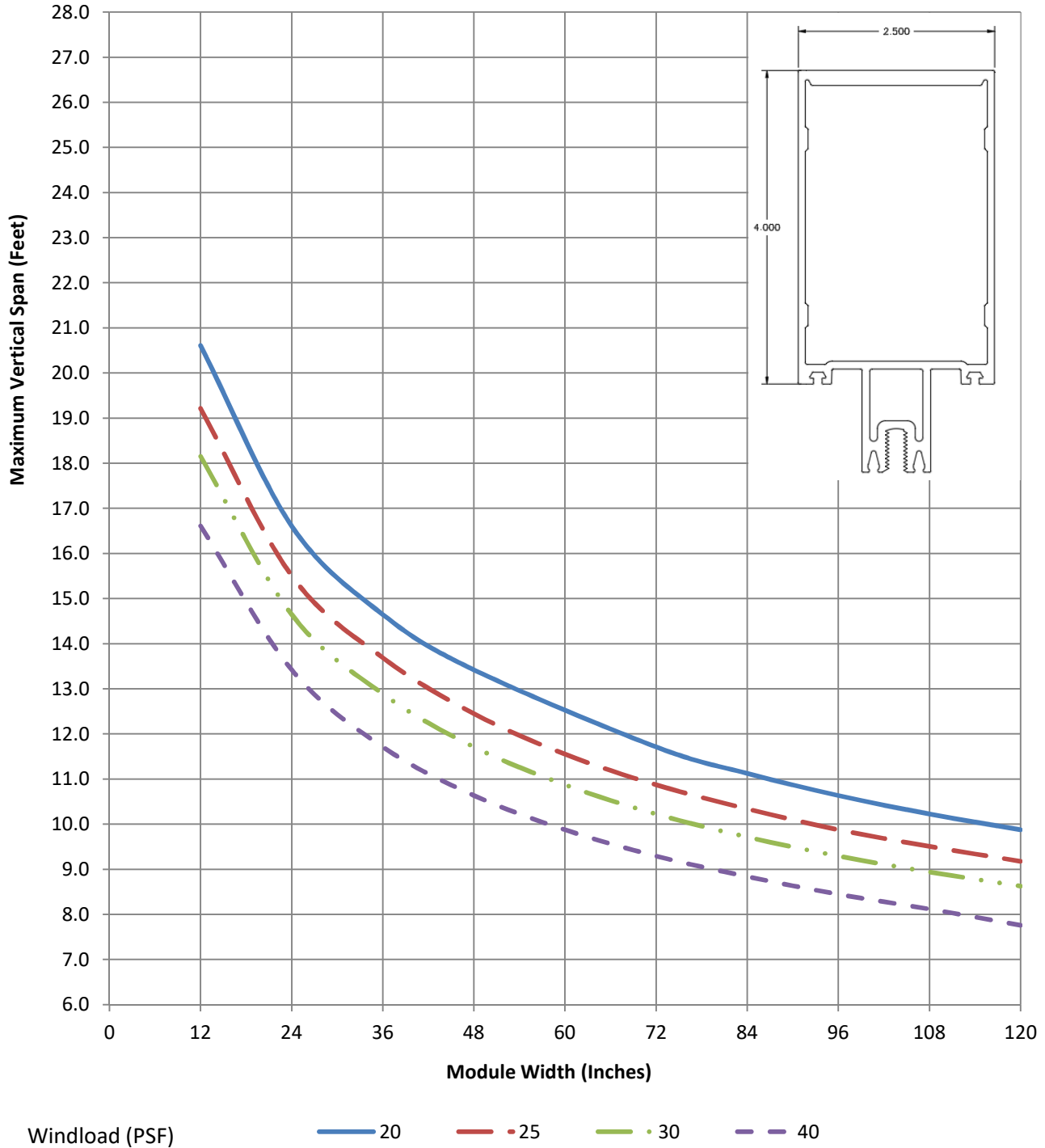
Alloy:

6063 T6



Section Properties									
$I_x$	$I_y$	$S_x$	$S_y$	$R_x$	$R_y$	$\beta$	J	Cw	Zx
6.347	1.502	2.577	1.202	1.797	0.8745	-0.9849	2.965	0.5994	3.203

The following chart is for estimating purposes only. Site specific conditions and frame configurations can have a significant affect on the structural capacity of the framing system. Consult a PE for approval. This frame assumes at least 4 midspan horizontals or antibuckling clips. Maximum vertical spacing between horizontals is 10 feet maximum.



Extrusion:

**E4TB263 with P6620B\_P6621B**

System:


400T

Typical Use:

Vertical/Horizontal

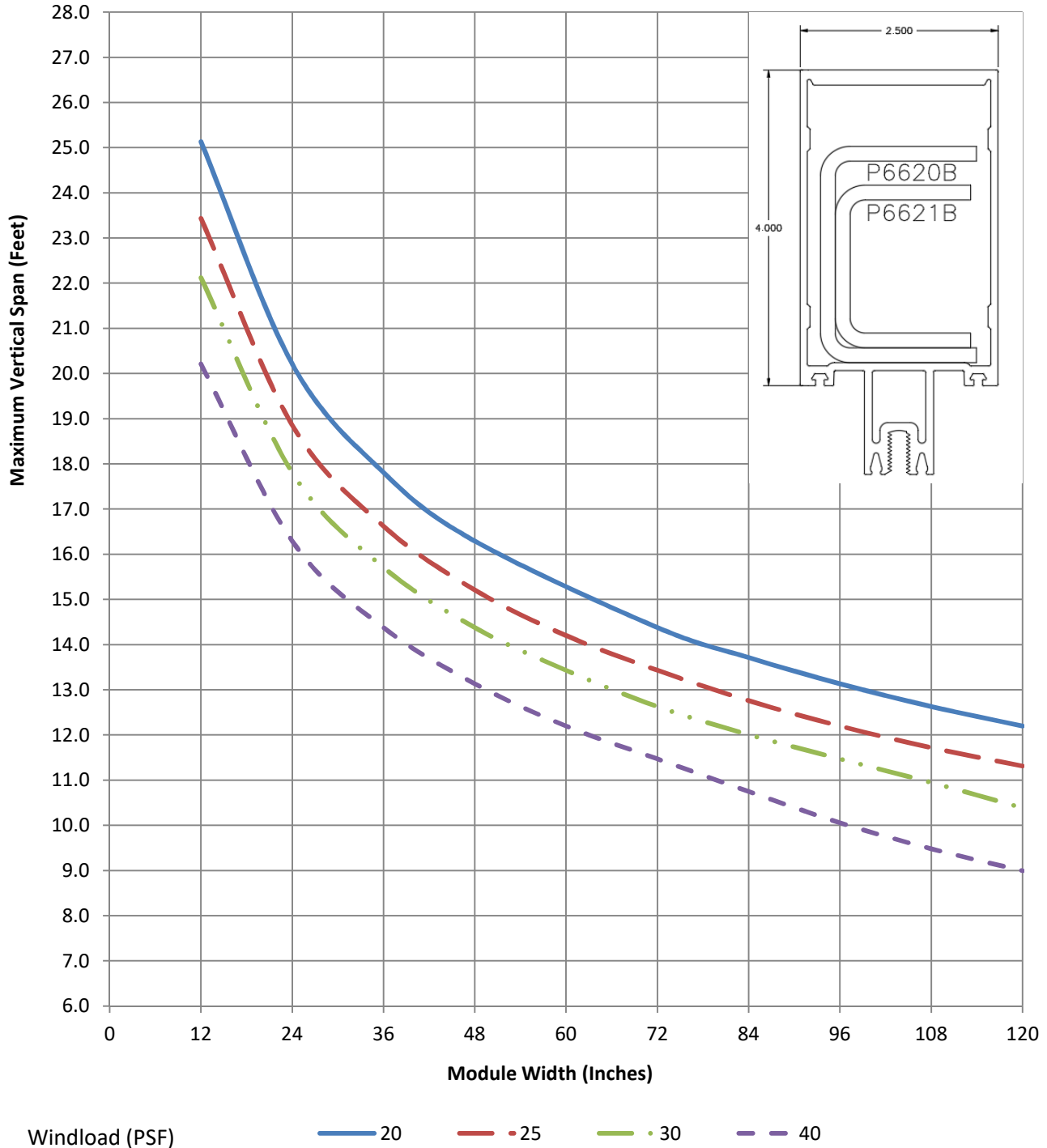
Alloy:

6063 T6



Section Properties									
$I_x$	$I_y$	$S_x$	$S_y$	$R_x$	$R_y$	$\beta$	J	Cw	$Z_x$
11.9353	2.6011	4.84595	2.08157	1.797	0.8745	-0.9849	2.965	0.5994	3.203

The following chart is for estimating purposes only. Site specific conditions and frame configurations can have a significant affect on the structural capacity of the framing system. Consult a PE for approval. This frame assumes at least 4 midspan horizontals or antibuckling clips. Maximum vertical spacing between horizontals is 10 feet maximum.





Extrusion:

**E4TB263 with 1-3/4" x 3" Bar**

System:


400T

Typical Use:

Vertical/Horizontal

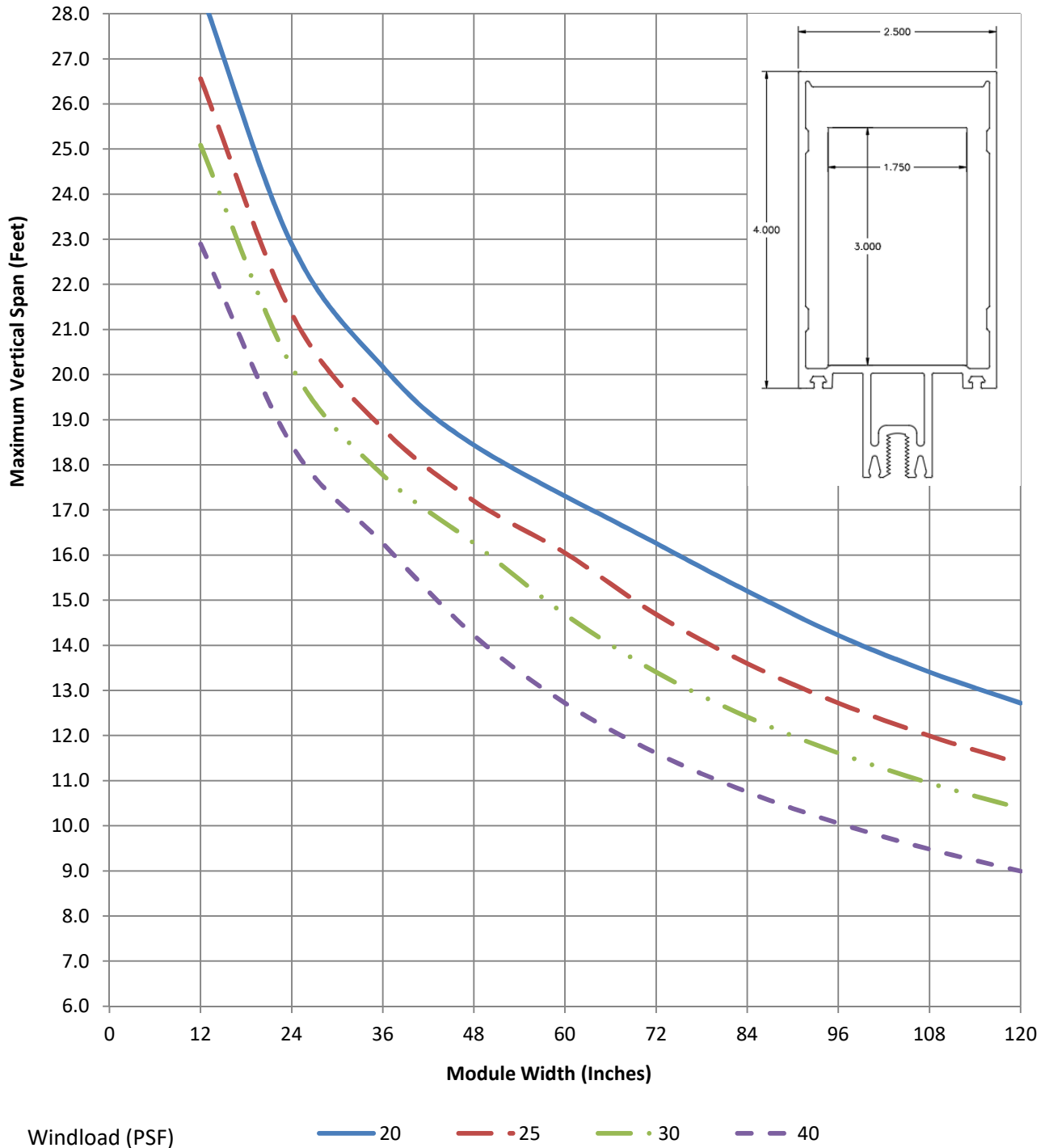
Alloy:

6063 T6



Section Properties									
$I_x$	$I_y$	$S_x$	$S_y$	$R_x$	$R_y$	$\beta$	J	Cw	Zx
17.7672	5.388	7.21381	4.31183	1.797	0.8745	-0.9849	2.965	0.5994	3.203

The following chart is for estimating purposes only. Site specific conditions and frame configurations can have a significant affect on the structural capacity of the framing system. Consult a PE for approval. This frame assumes at least 4 midspan horizontals or antibuckling clips. Maximum vertical spacing between horizontals is 10 feet maximum.



Extrusion:

**E4TB302**

System:


400T

Typical Use:

HD Vertical/Horizontal

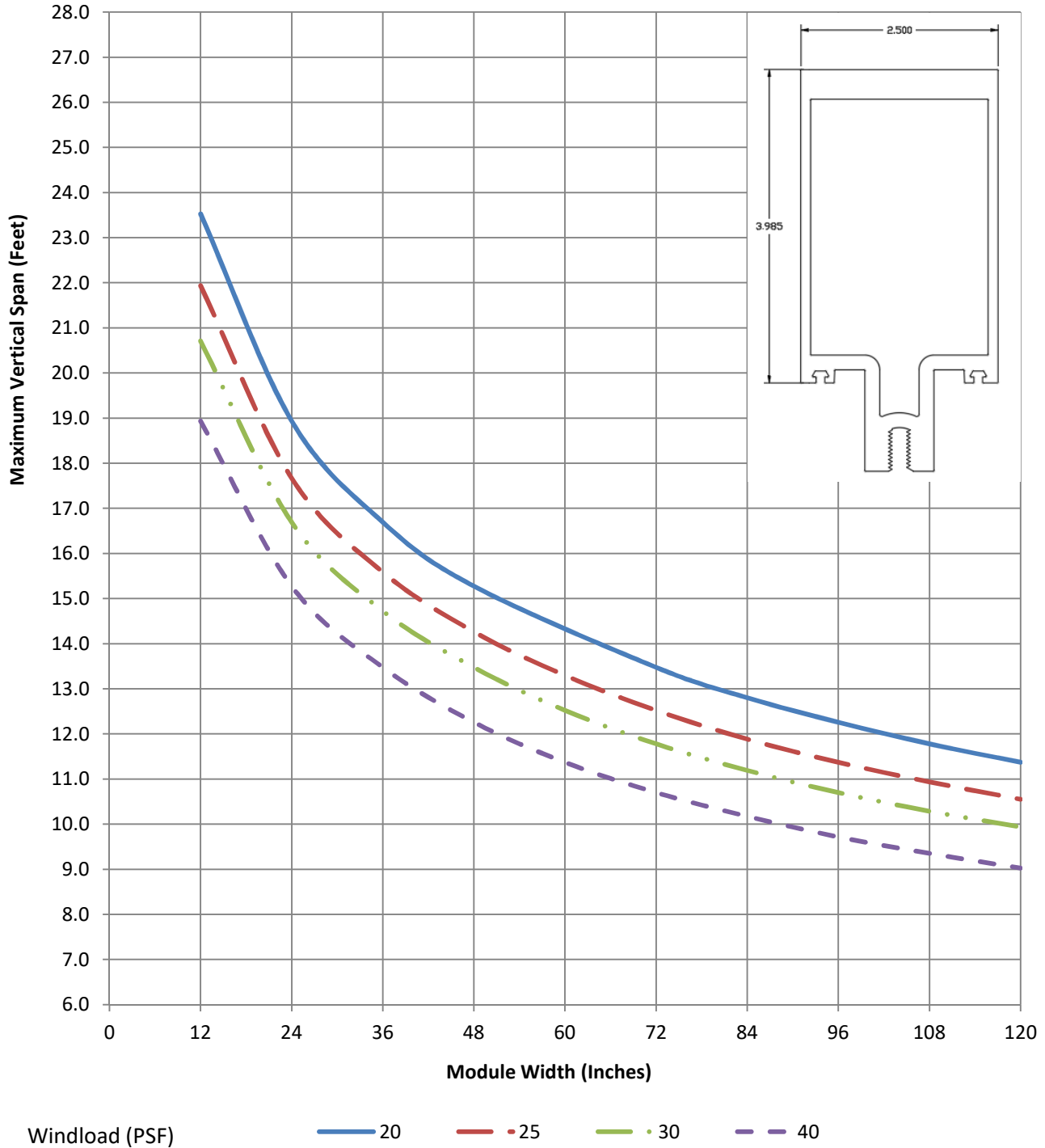
Alloy:

6063 T6



Section Properties									
$I_x$	$I_y$	$S_x$	$S_y$	$R_x$	$R_y$	$\beta$	J	Cw	Zx
9.677	2.055	4.168	1.644	1.817	0.8374	-1.392	4.126	0.9804	4.943

The following chart is for estimating purposes only. Site specific conditions and frame configurations can have a significant affect on the structural capacity of the framing system. Consult a PE for approval. This frame assumes at least 4 midspan horizontals or antibuckling clips. Maximum vertical spacing between horizontals is 10 feet maximum.



Extrusion:

**E4TB302 with P6620B\_P6621B**

System:


400T

Typical Use:

HD Vertical/Horizontal

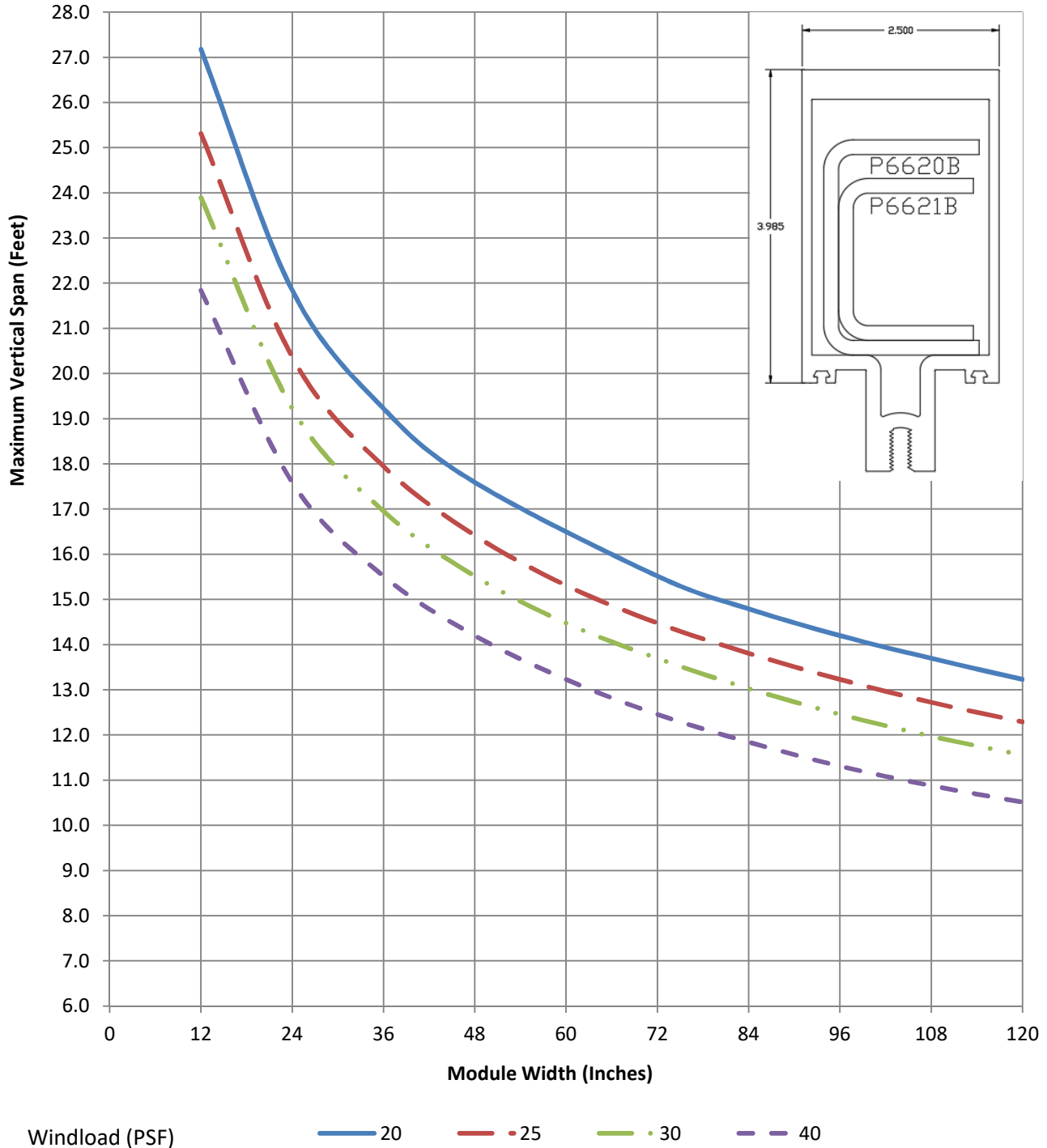
Alloy:

6063 T6



Section Properties									
$I_x$	$I_y$	$S_x$	$S_y$	$R_x$	$R_y$	$\beta$	J	Cw	Zx
15.2653	3.1541	6.57495	2.52328	1.817	0.8374	-1.392	4.126	0.9804	4.943

The following chart is for estimating purposes only. Site specific conditions and frame configurations can have a significant affect on the structural capacity of the framing system. Consult a PE for approval. This frame assumes at least 4 midspan horizontals or antibuckling clips. Maximum vertical spacing between horizontals is 10 feet maximum.



Extrusion:

**E4TB302 with 1-3/4" x 2-1/2" Bar**

System:


400T

Typical Use:

HD Vertical/Horizontal

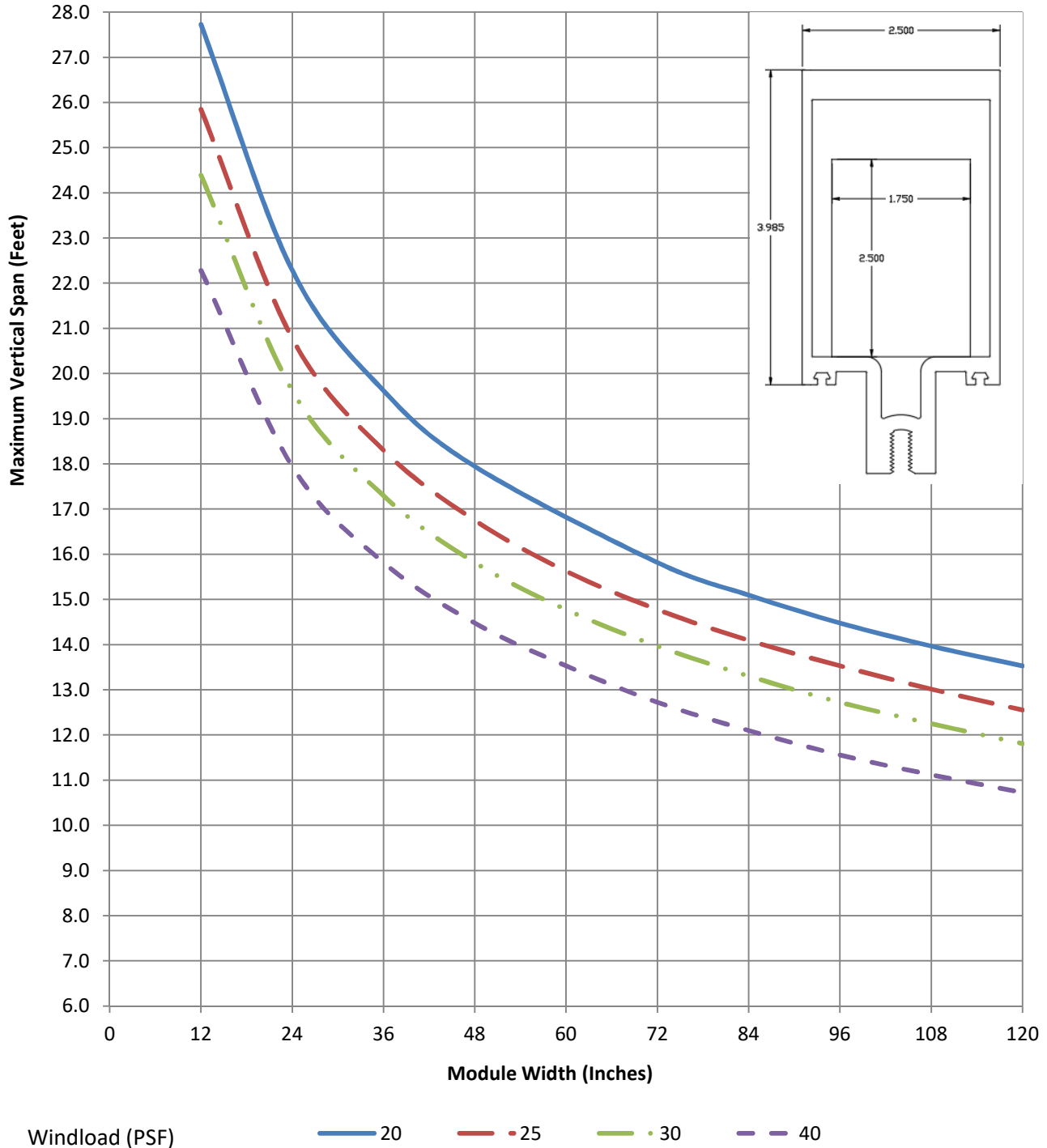
Alloy:

6063 T6



Section Properties									
$I_x$	$I_y$	$S_x$	$S_y$	$R_x$	$R_y$	$\beta$	J	Cw	$Z_x$
16.2861	5.2943	7.01462	4.23544	1.817	0.8374	-1.392	4.126	0.9804	4.943

The following chart is for estimating purposes only. Site specific conditions and frame configurations can have a significant affect on the structural capacity of the framing system. Consult a PE for approval. This frame assumes at least 4 midspan horizontals or antibuckling clips. Maximum vertical spacing between horizontals is 10 feet maximum.



Extrusion:

**E4TB95**

System:

400T

Typical Use:

3" Wide Vertical/Horizontal

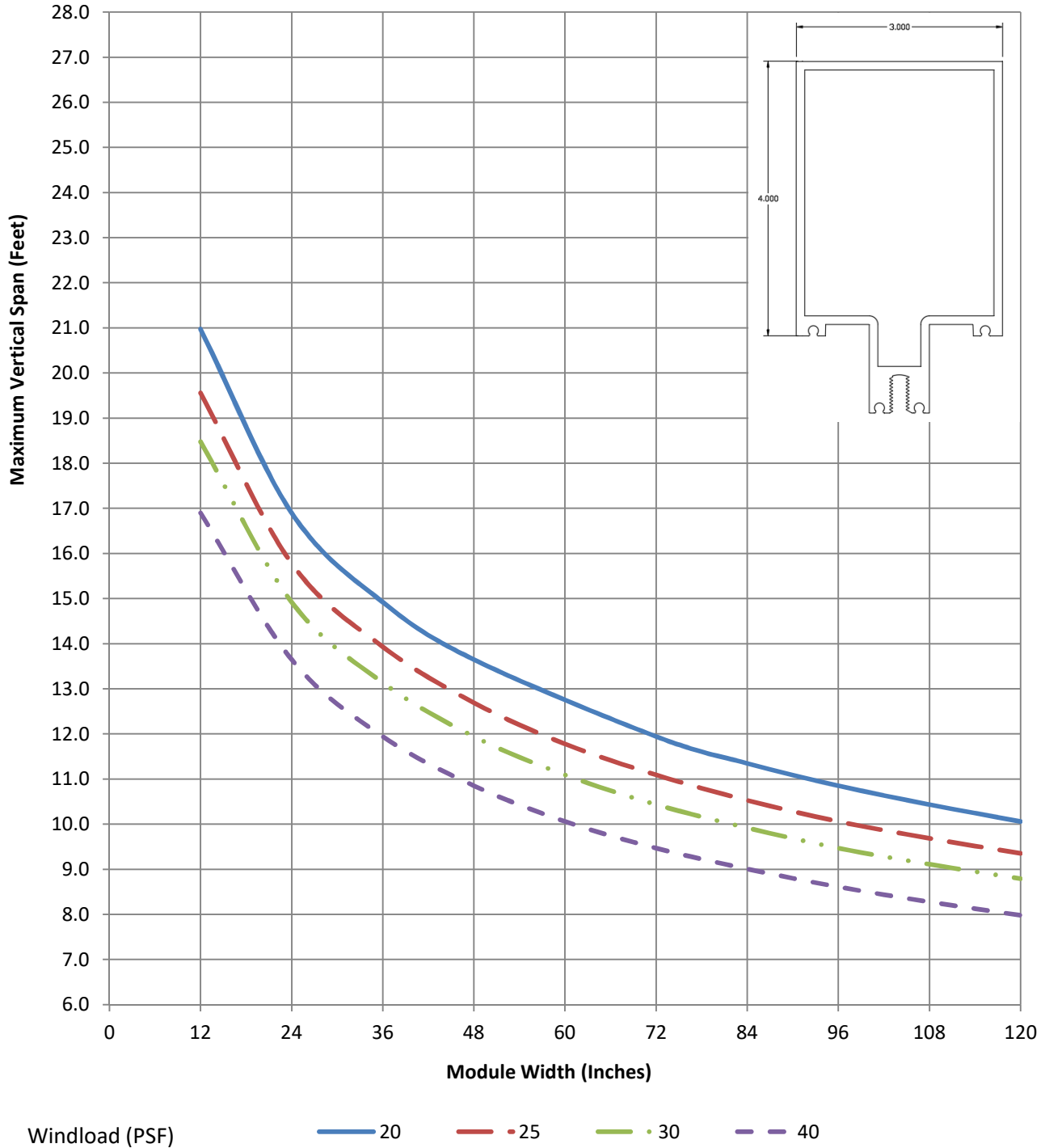
Alloy:

6063 T6

**TUBELITE®**  
 DEPENDABLE  
 LEADERS IN ECO-EFFICIENT STOREFRONT,  
 CURTAINWALL AND ENTRANCE SYSTEMS

Section Properties									
$I_x$	$I_y$	$S_x$	$S_y$	$R_x$	$R_y$	$\beta$	J	Cw	Zx
6.72	2.65	2.554	1.766	1.729	1.085	-0.8089	4.592	0.143	3.435

The following chart is for estimating purposes only. Site specific conditions and frame configurations can have a significant affect on the structural capacity of the framing system. Consult a PE for approval. This frame assumes at least 4 midspan horizontals or antibuckling clips. Maximum vertical spacing between horizontals is 10 feet maximum.



Extrusion:

**E4TB95 with P6620B\_P6621B**

System:


400T

Typical Use:

3" Wide Vertical/Horizontal

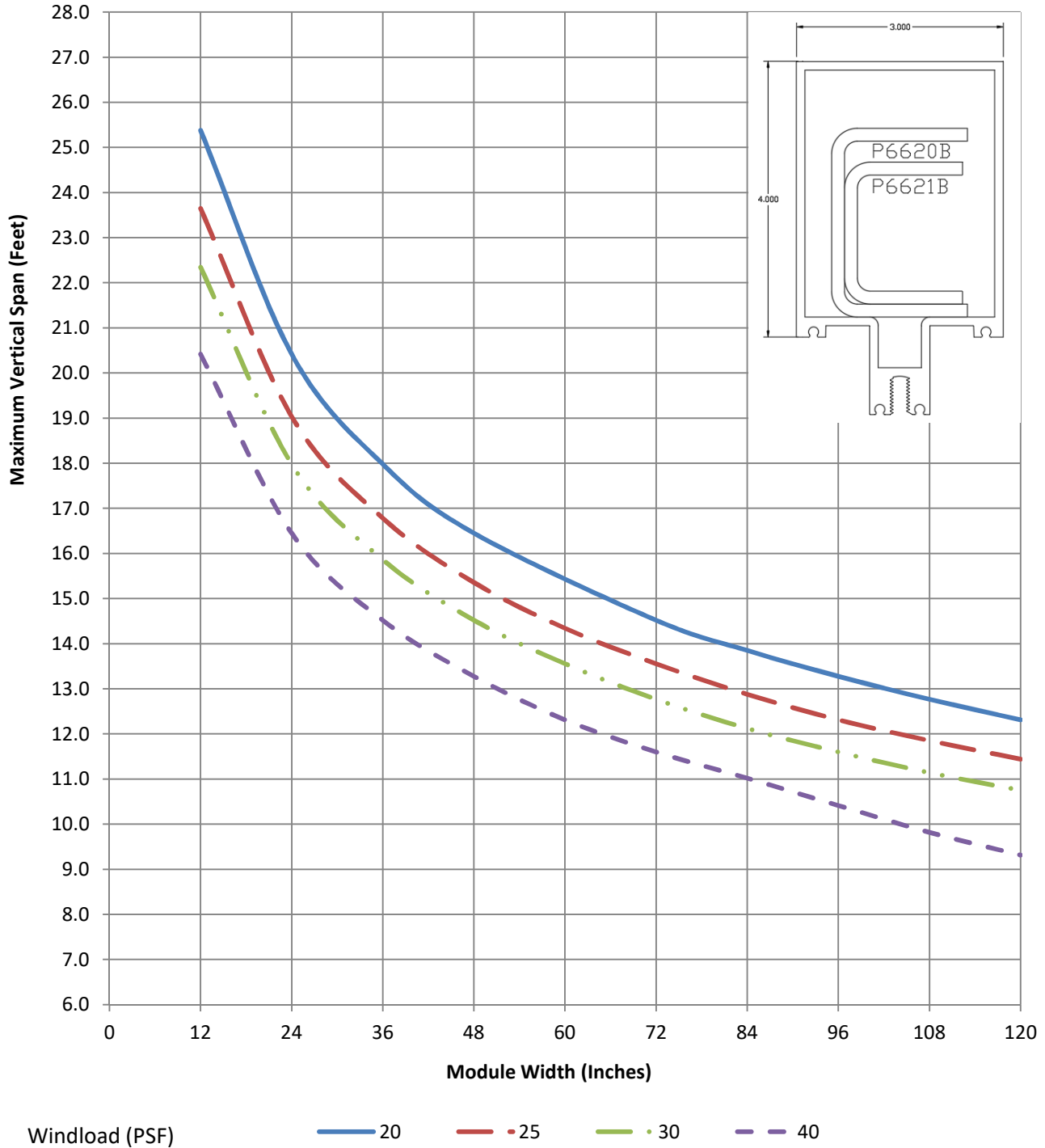
Alloy:

6063 T6



Section Properties									
$I_x$	$I_y$	$S_x$	$S_y$	$R_x$	$R_y$	$\beta$	J	Cw	Zx
12.3083	3.7491	4.67789	2.49846	1.729	1.085	-0.8089	4.592	0.143	3.435

The following chart is for estimating purposes only. Site specific conditions and frame configurations can have a significant affect on the structural capacity of the framing system. Consult a PE for approval. This frame assumes at least 4 midspan horizontals or antibuckling clips. Maximum vertical spacing between horizontals is 10 feet maximum.



Extrusion:

**E4TB95 with 2-1/4" x 3" Bar**

System:


400T

Typical Use:

3" Wide Vertical/Horizontal

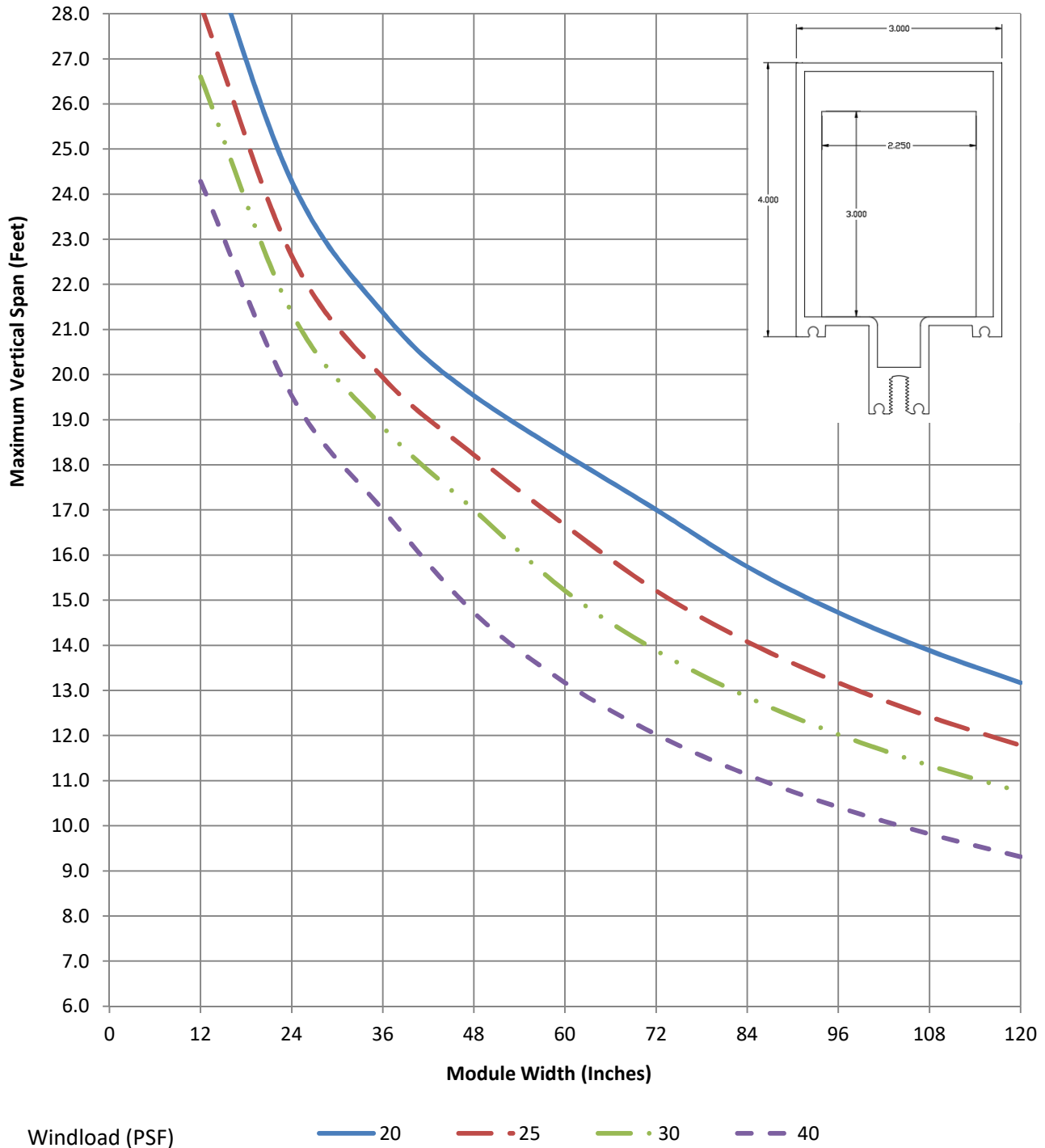
Alloy:

6063 T6



Section Properties									
$I_x$	$I_y$	$S_x$	$S_y$	$R_x$	$R_y$	$\beta$	J	Cw	Zx
21.4027	10.9092	8.1343	7.27006	1.729	1.085	-0.8089	4.592	0.143	3.435

The following chart is for estimating purposes only. Site specific conditions and frame configurations can have a significant affect on the structural capacity of the framing system. Consult a PE for approval. This frame assumes at least 4 midspan horizontals or antibuckling clips. Maximum vertical spacing between horizontals is 10 feet maximum.



Extrusion:

**E4TB179**

System:


400T

Typical Use:

Mullion 4" x 4" 400 Series Curtainwall

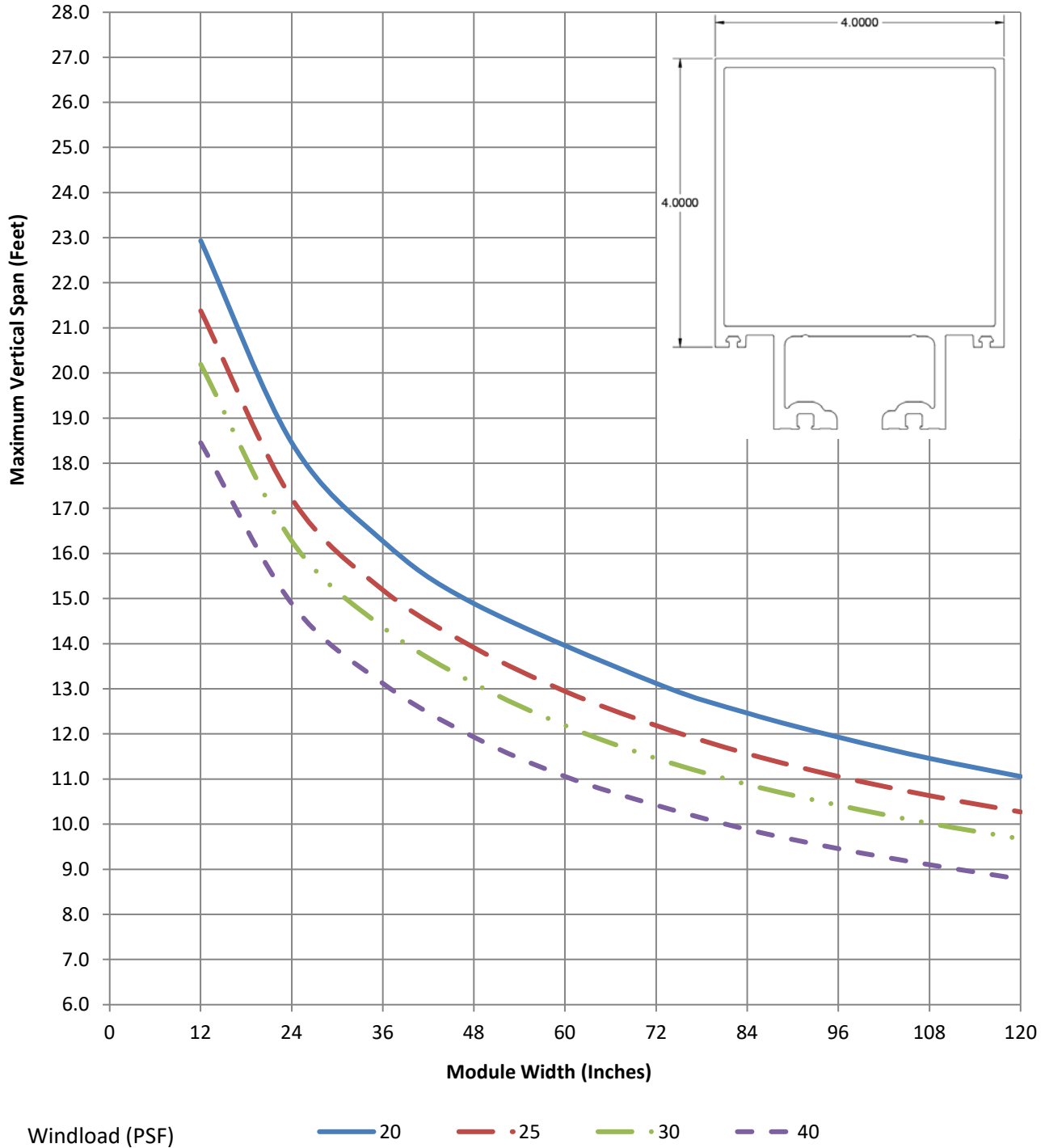
Alloy:

6063 T6



Section Properties									
$I_x$	$I_y$	$S_x$	$S_y$	$R_x$	$R_y$	$\beta$	J	Cw	Zx
8.923	5.714	3.216	2.857	1.788	1.431	-0.8463	7.176	2.525	4.25

The following chart is for estimating purposes only. Site specific conditions and frame configurations can have a significant affect on the structural capacity of the framing system. Consult a PE for approval. This frame assumes at least 4 midspan horizontals or antibuckling clips. Maximum vertical spacing between horizontals is 10 feet maximum.





Extrusion:

**E4TB179 with P6620B\_P6621B**

System:


400T

Typical Use:

Mullion 4" x 4" 400 Series Curtainwall

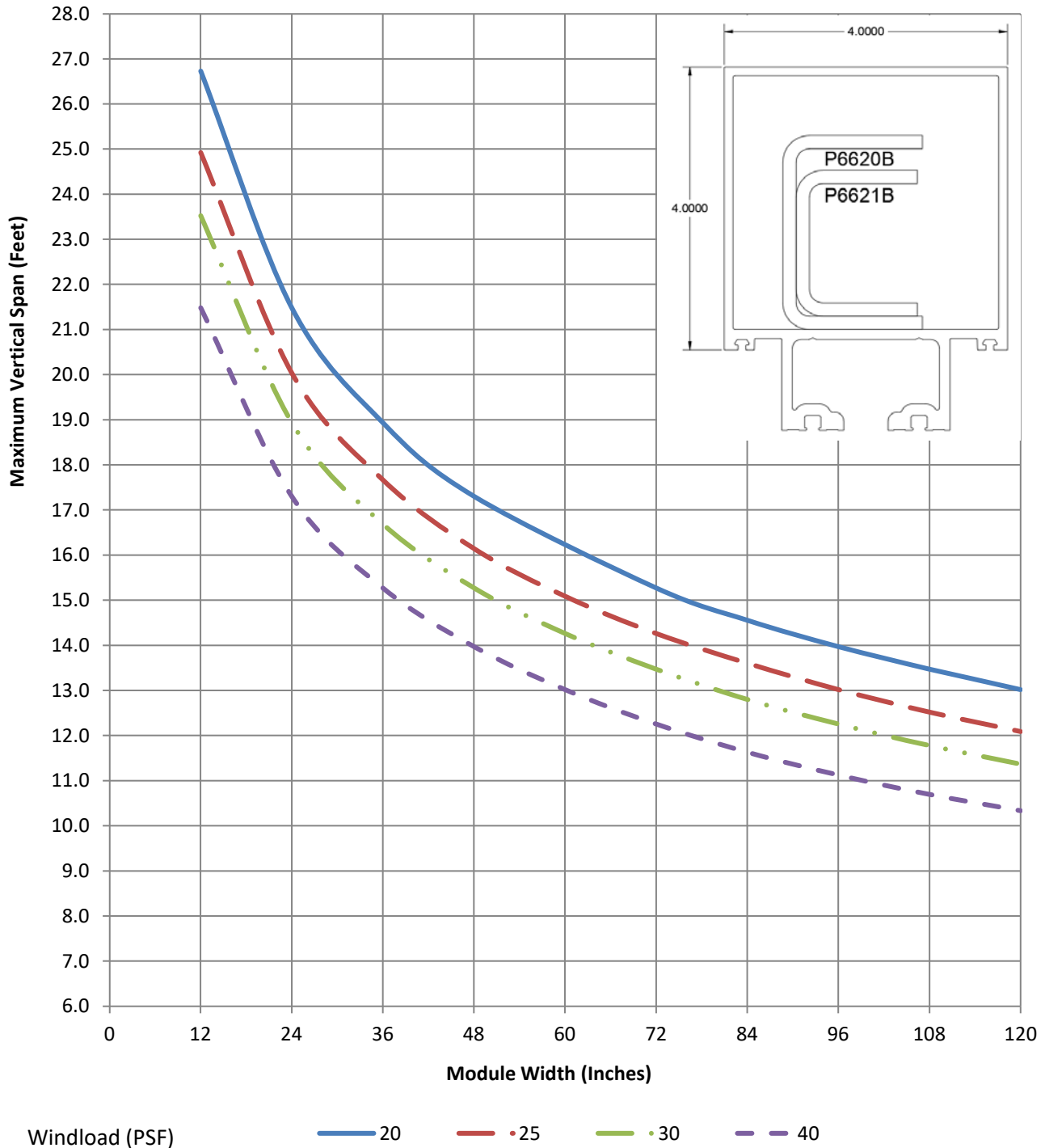
Alloy:

6063 T6



Section Properties									
$I_x$	$I_y$	$S_x$	$S_y$	$R_x$	$R_y$	$\beta$	J	Cw	Zx
14.5113	6.8131	5.23012	3.40655	1.788	1.431	-0.8463	7.176	2.525	4.25

The following chart is for estimating purposes only. Site specific conditions and frame configurations can have a significant affect on the structural capacity of the framing system. Consult a PE for approval. This frame assumes at least 4 midspan horizontals or antibuckling clips. Maximum vertical spacing between horizontals is 10 feet maximum.



Extrusion:

**E4TB179 with 3-1/4" x 3" Bar**

System:


400T

Typical Use:

Mullion 4" x 4" 400 Series Curtainwall

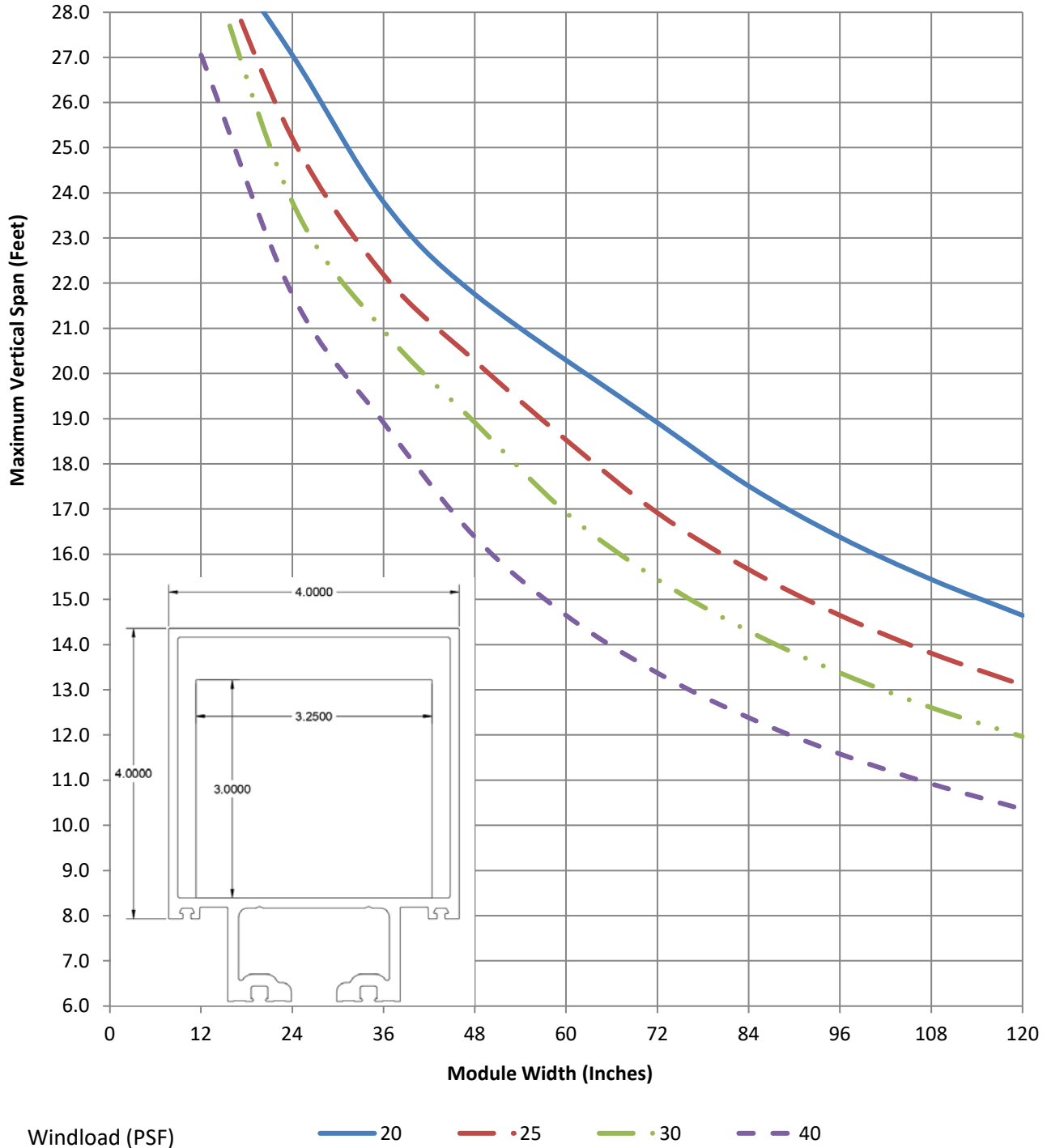
Alloy:

6063 T6



Section Properties									
$I_x$	$I_y$	$S_x$	$S_y$	$R_x$	$R_y$	$\beta$	J	Cw	$Z_x$
30.1278	30.6018	10.8586	15.3009	1.788	1.431	-0.8463	7.176	2.525	4.25

The following chart is for estimating purposes only. Site specific conditions and frame configurations can have a significant affect on the structural capacity of the framing system. Consult a PE for approval. This frame assumes at least 4 midspan horizontals or antibuckling clips. Maximum vertical spacing between horizontals is 10 feet maximum.



Extrusion:

**E2288**

System:


400T

Typical Use:

Mullion 4" x 5" 400 Series Curtainwall

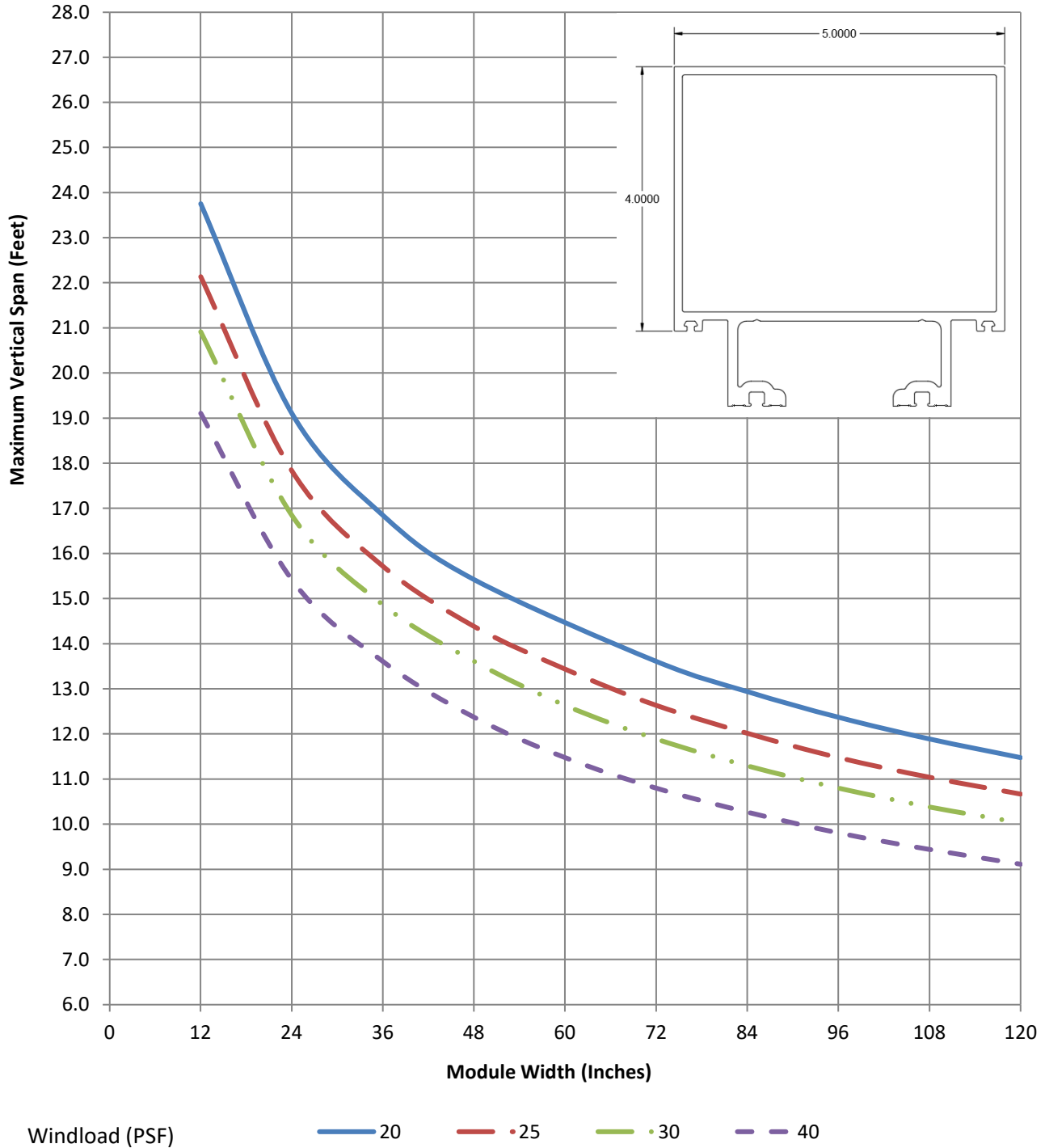
Alloy:

6063 T6



Section Properties									
$I_x$	$I_y$	$S_x$	$S_y$	$R_x$	$R_y$	$\beta$	J	Cw	Zx
9.971	10.06	3.68	4.023	1.806	1.814	-0.0048	10.04	4.974	4.715

The following chart is for estimating purposes only. Site specific conditions and frame configurations can have a significant affect on the structural capacity of the framing system. Consult a PE for approval. This frame assumes at least 4 midspan horizontals or antibuckling clips. Maximum vertical spacing between horizontals is 10 feet maximum.



Extrusion:

**E2288 with P6620B\_P6621B**

System:


400T

Typical Use:

Mullion 4" x 5" 400 Series Curtainwall

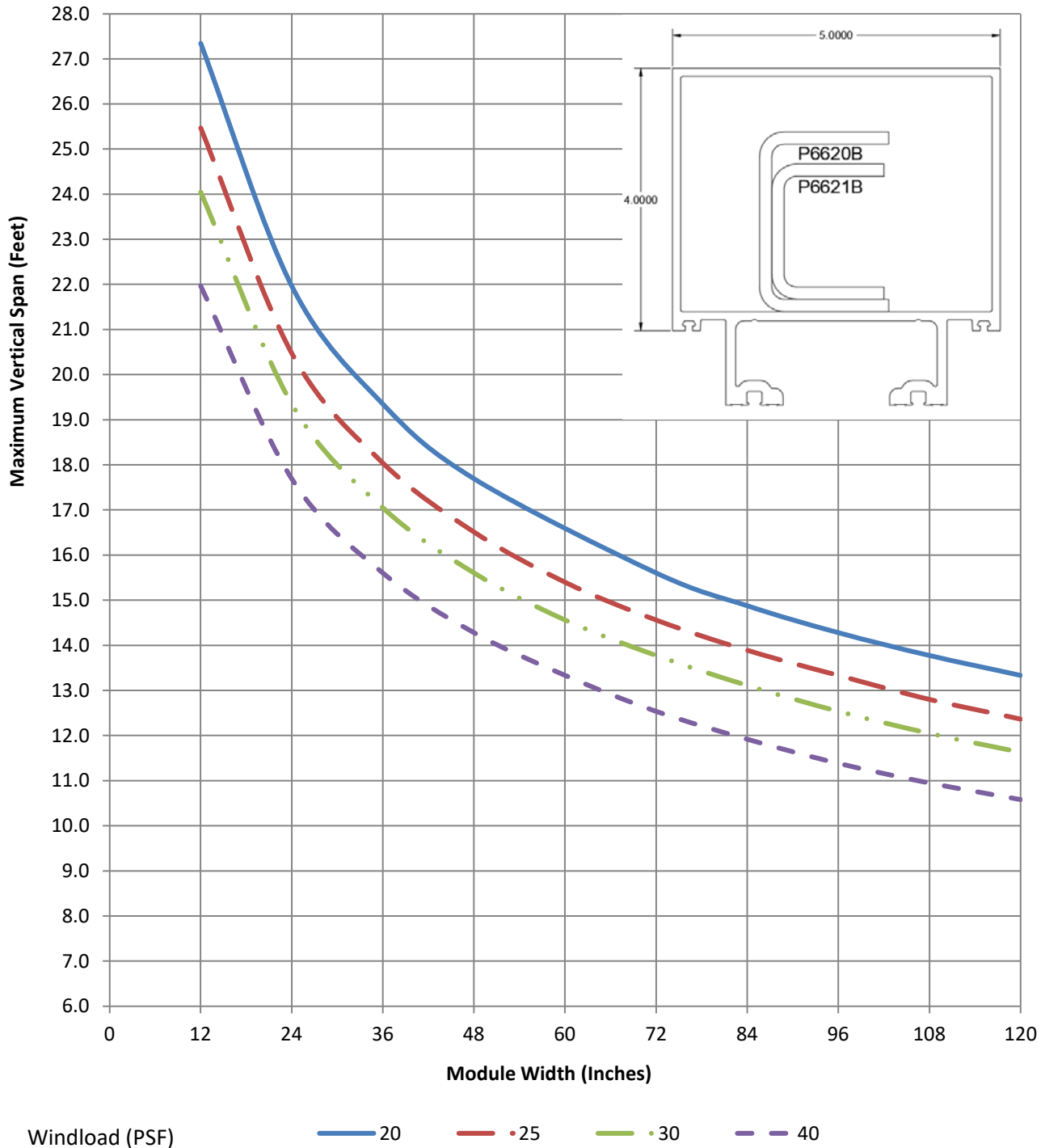
Alloy:

6063 T6



Section Properties									
$I_x$	$I_y$	$S_x$	$S_y$	$R_x$	$R_y$	$\beta$	J	Cw	Zx
15.5593	11.1591	5.74248	4.46253	1.806	1.814	-0.0048	10.04	4.974	4.715

The following chart is for estimating purposes only. Site specific conditions and frame configurations can have a significant affect on the structural capacity of the framing system. Consult a PE for approval. This frame assumes at least 4 midspan horizontals or antibuckling clips. Maximum vertical spacing between horizontals is 10 feet maximum.



Extrusion:

**E2288 with 4-1/4" x 3" Bar**

System:


400T

Typical Use:

Mullion 4" x 5" 400 Series Curtainwall

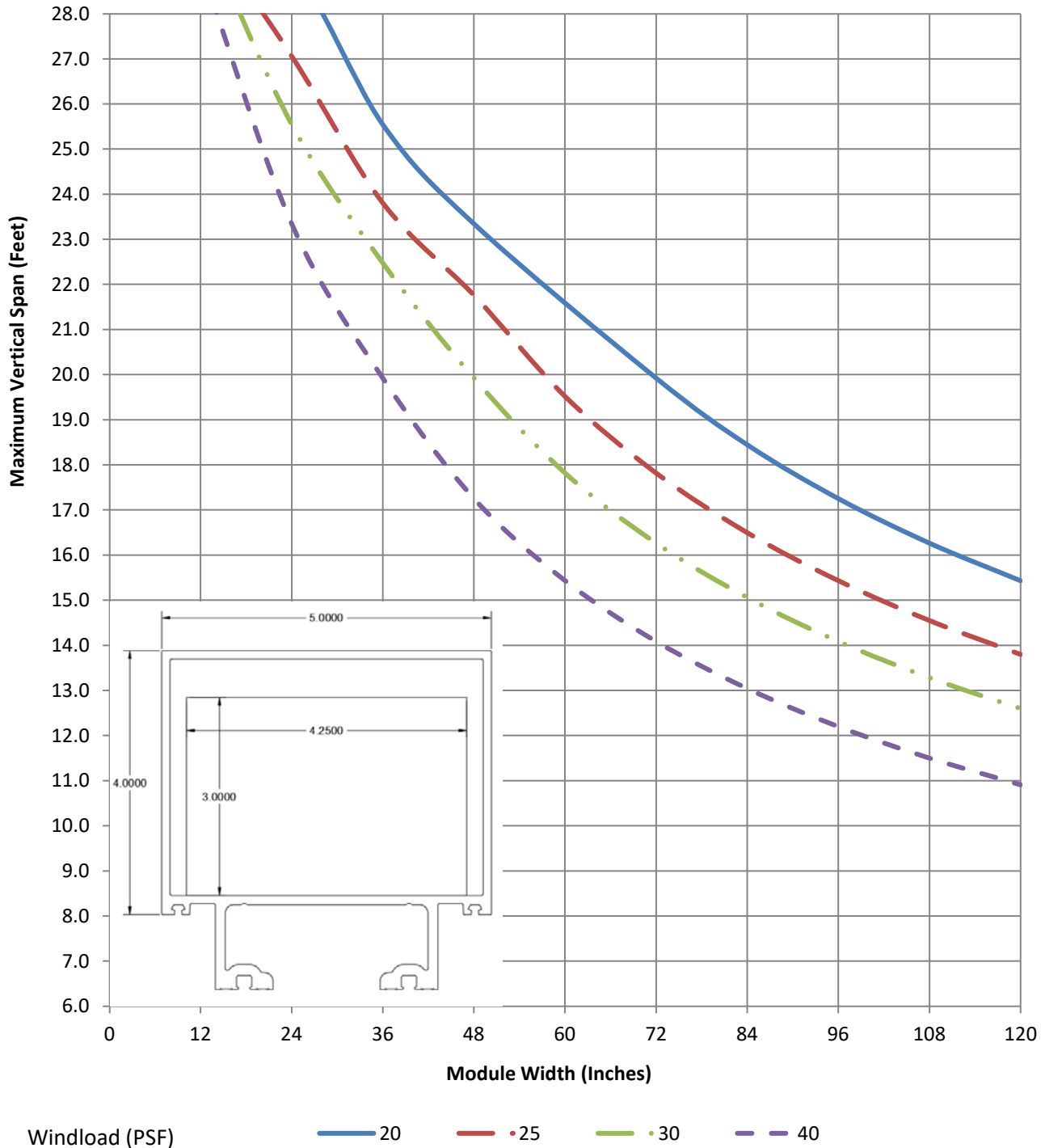
Alloy:

6063 T6



Section Properties									
$I_x$	$I_y$	$S_x$	$S_y$	$R_x$	$R_y$	$\beta$	J	Cw	$Z_x$
37.7008	65.711	13.9142	26.2779	1.806	1.814	-0.0048	10.04	4.974	4.715

The following chart is for estimating purposes only. Site specific conditions and frame configurations can have a significant affect on the structural capacity of the framing system. Consult a PE for approval. This frame assumes at least 4 midspan horizontals or antibuckling clips. Maximum vertical spacing between horizontals is 10 feet maximum.



Extrusion:

**E45TB02**

System:


400T

Typical Use:

Vertical/Horizontal

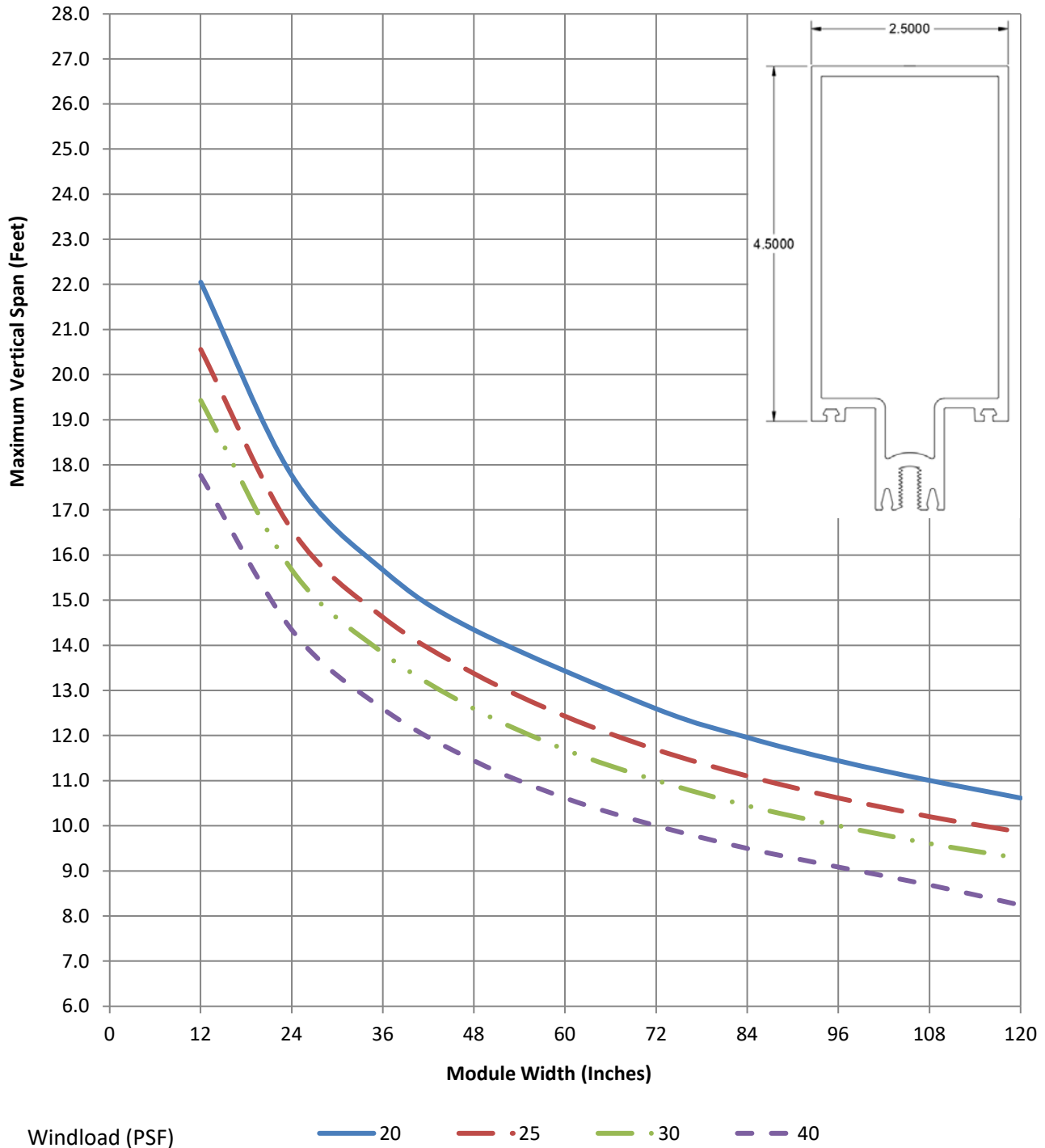
Alloy:

6063 T6



Section Properties									
$I_x$	$I_y$	$S_x$	$S_y$	$R_x$	$R_y$	$\beta$	J	Cw	Zx
7.882	1.929	2.691	1.543	1.88	0.9298	-0.8762	4.043	0.3854	3.716

The following chart is for estimating purposes only. Site specific conditions and frame configurations can have a significant affect on the structural capacity of the framing system. Consult a PE for approval. This frame assumes at least 4 midspan horizontals or antibuckling clips. Maximum vertical spacing between horizontals is 10 feet maximum.



Extrusion:

**E45TB02 with P6620C\_P6621C**

System:


400T

Typical Use:

Vertical/Horizontal

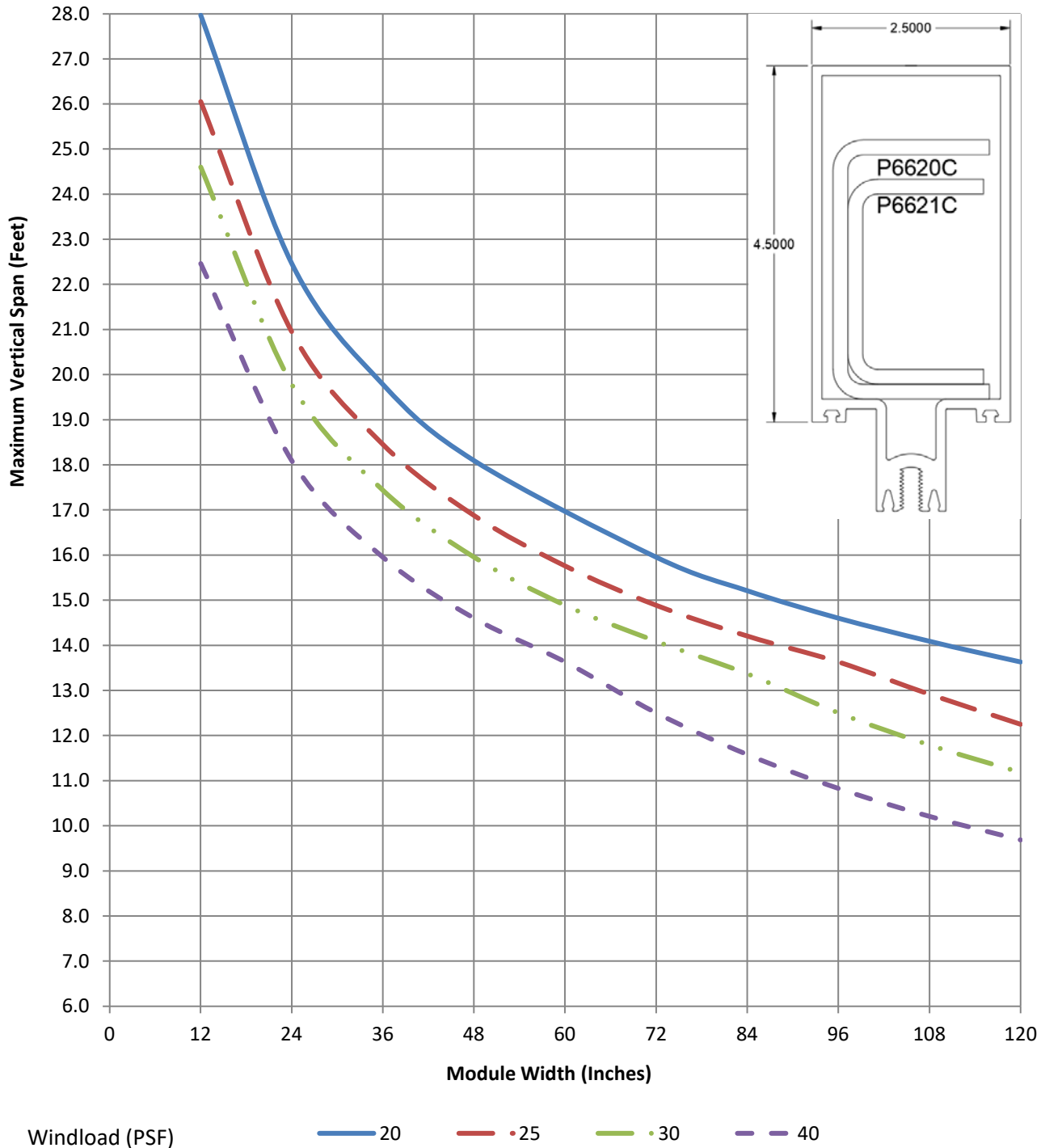
Alloy:

6063 T6



Section Properties									
$I_x$	$I_y$	$S_x$	$S_y$	$R_x$	$R_y$	$\beta$	J	Cw	Zx
16.727	3.0281	5.71078	2.42217	1.88	0.9298	-0.8762	4.043	0.3854	3.716

The following chart is for estimating purposes only. Site specific conditions and frame configurations can have a significant affect on the structural capacity of the framing system. Consult a PE for approval. This frame assumes at least 4 midspan horizontals or antibuckling clips. Maximum vertical spacing between horizontals is 10 feet maximum.



Extrusion:

**E45TB02 with 1-3/4" x 3-1/2" Bar**

System:


400T

Typical Use:

Vertical/Horizontal

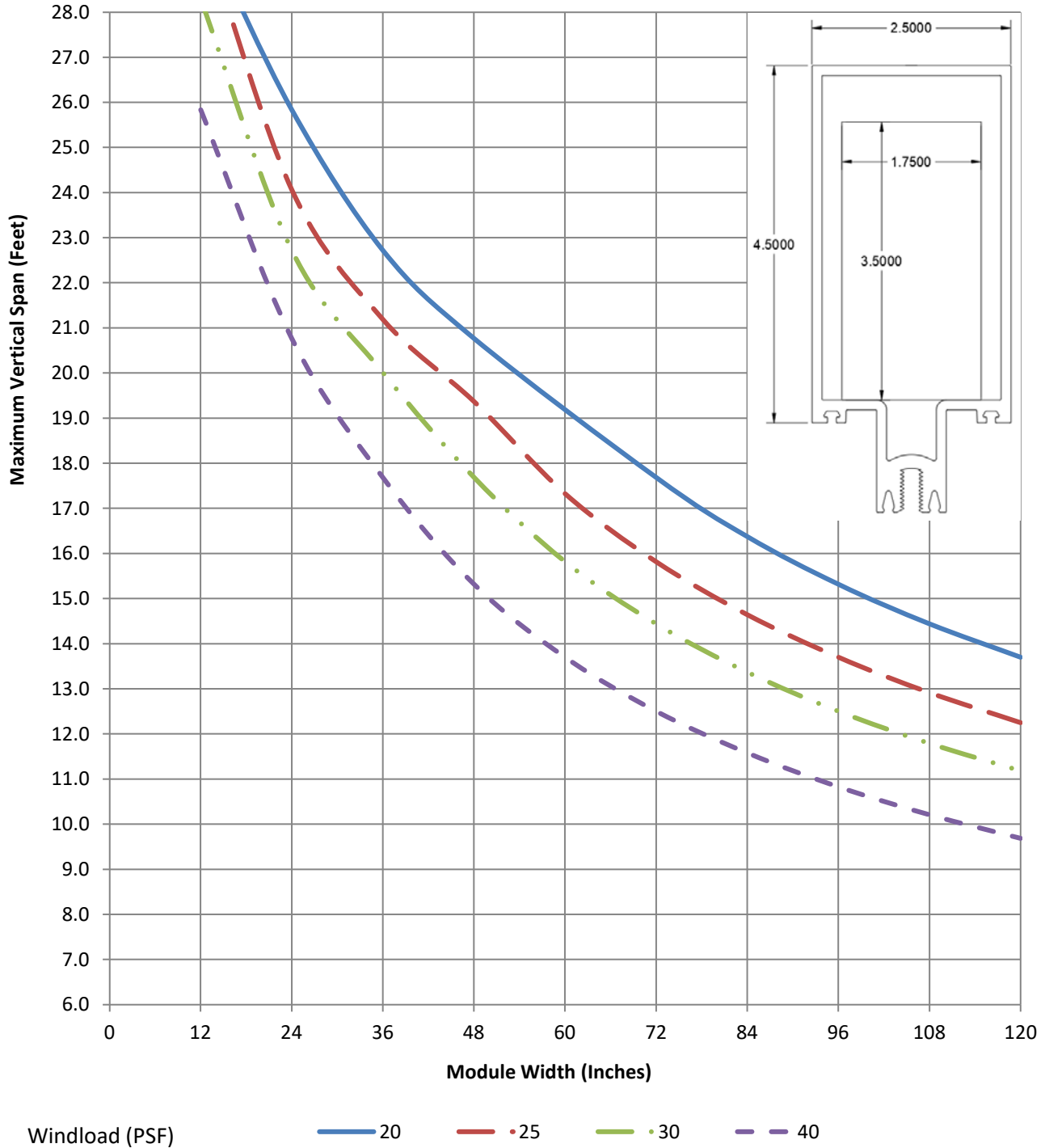
Alloy:

6063 T6



Section Properties									
$I_x$	$I_y$	$S_x$	$S_y$	$R_x$	$R_y$	$\beta$	J	Cw	Zx
26.0157	6.4617	8.88204	5.16869	1.88	0.9298	-0.8762	4.043	0.3854	3.716

The following chart is for estimating purposes only. Site specific conditions and frame configurations can have a significant affect on the structural capacity of the framing system. Consult a PE for approval. This frame assumes at least 4 midspan horizontals or antibuckling clips. Maximum vertical spacing between horizontals is 10 feet maximum.





Extrusion:

**E5TB140**

System:


400T

Typical Use:

SSG Vertical/Horizontal

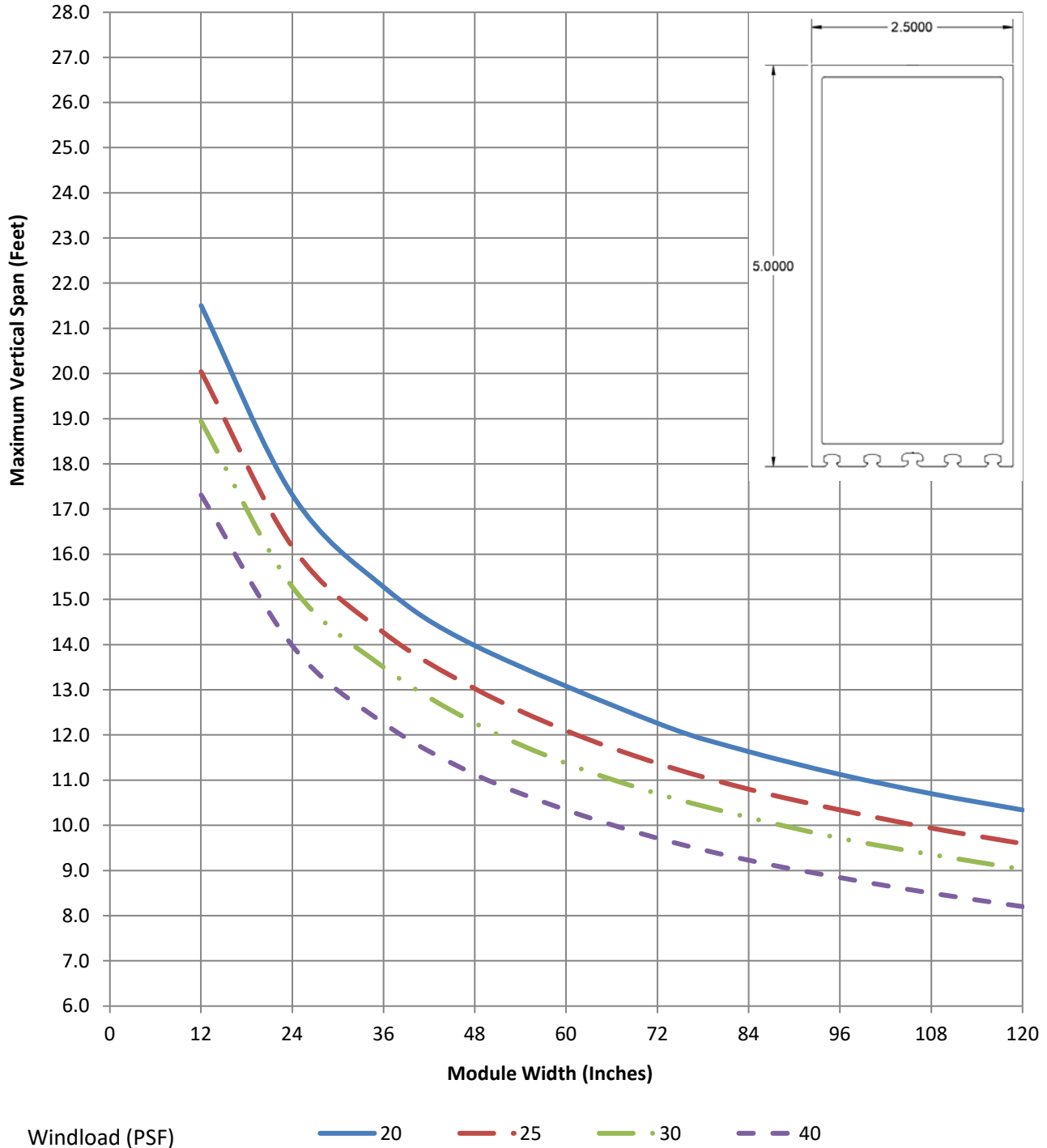
Alloy:

6063 T6



Section Properties									
$I_x$	$I_y$	$S_x$	$S_y$	$R_x$	$R_y$	$\beta$	J	Cw	Zx
7.267	2.109	2.729	1.687	1.867	1.006	0.0098	4.846	1.024	3.521

The following chart is for estimating purposes only. Site specific conditions and frame configurations can have a significant affect on the structural capacity of the framing system. Consult a PE for approval. This frame assumes at least 4 midspan horizontals or antibuckling clips. Maximum vertical spacing between horizontals is 10 feet maximum.



Extrusion:

**E5TB140 with P6620C\_P6621C**

System:


400T

Typical Use:

SSG Vertical/Horizontal

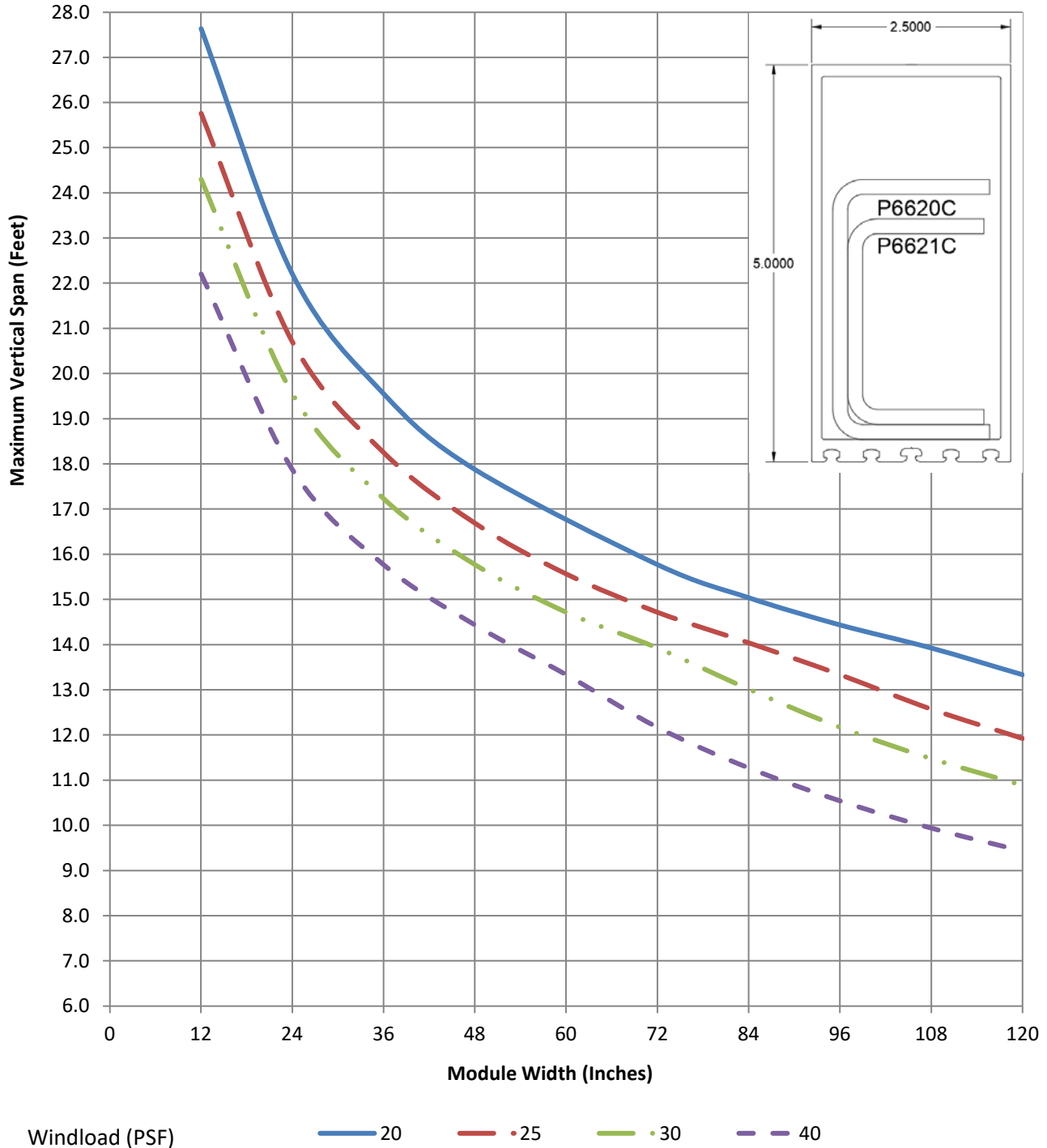
Alloy:

6063 T6



Section Properties									
$I_x$	$I_y$	$S_x$	$S_y$	$R_x$	$R_y$	$\beta$	J	Cw	Zx
16.112	3.2081	6.05059	2.56618	1.867	1.006	0.0098	4.846	1.024	3.521

The following chart is for estimating purposes only. Site specific conditions and frame configurations can have a significant affect on the structural capacity of the framing system. Consult a PE for approval. This frame assumes at least 4 midspan horizontals or antibuckling clips. Maximum vertical spacing between horizontals is 10 feet maximum.



Extrusion:

**E5TB140 with 1-3/4" x 4" Bar**

System:


400T

Typical Use:

SSG Vertical/Horizontal

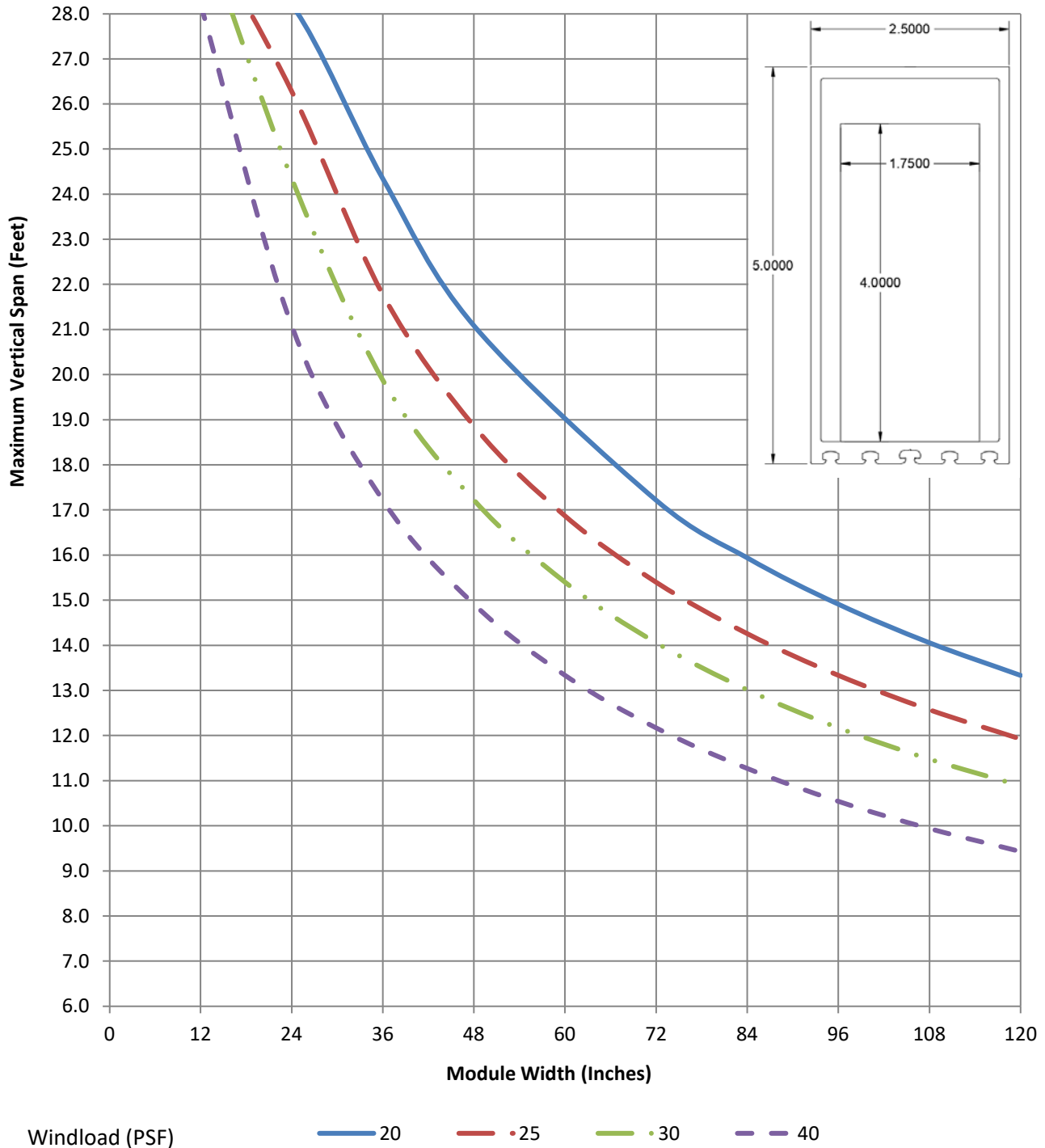
Alloy:

6063 T6



Section Properties									
$I_x$	$I_y$	$S_x$	$S_y$	$R_x$	$R_y$	$\beta$	J	Cw	Zx
34.3327	7.2884	12.8931	5.83003	1.867	1.006	0.0098	4.846	1.024	3.521

The following chart is for estimating purposes only. Site specific conditions and frame configurations can have a significant affect on the structural capacity of the framing system. Consult a PE for approval. This frame assumes at least 4 midspan horizontals or antibuckling clips. Maximum vertical spacing between horizontals is 10 feet maximum.



Extrusion:

**E5TB02**

System:


400T

Typical Use:

Vertical/Horizontal

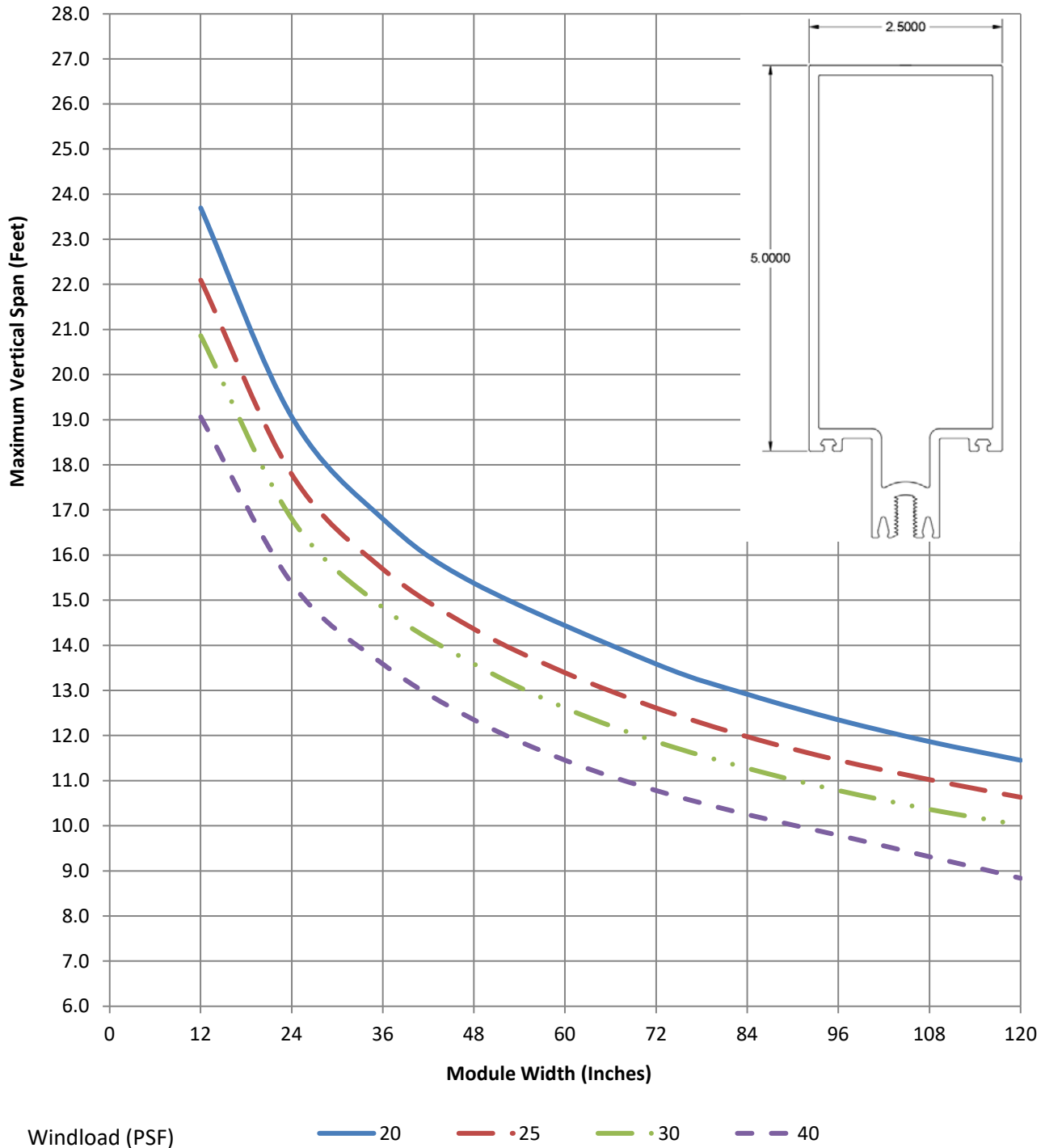
Alloy:

6063 T6



Section Properties									
$I_x$	$I_y$	$S_x$	$S_y$	$R_x$	$R_y$	$\beta$	J	Cw	Zx
9.904	2.105	3.094	1.684	2.05	0.9451	-0.9098	4.667	0.6547	4.291

The following chart is for estimating purposes only. Site specific conditions and frame configurations can have a significant affect on the structural capacity of the framing system. Consult a PE for approval. This frame assumes at least 4 midspan horizontals or antibuckling clips. Maximum vertical spacing between horizontals is 10 feet maximum.



Extrusion:

**E5TB02 with P6620C\_P6621C**

System:


400T

Typical Use:

Vertical/Horizontal

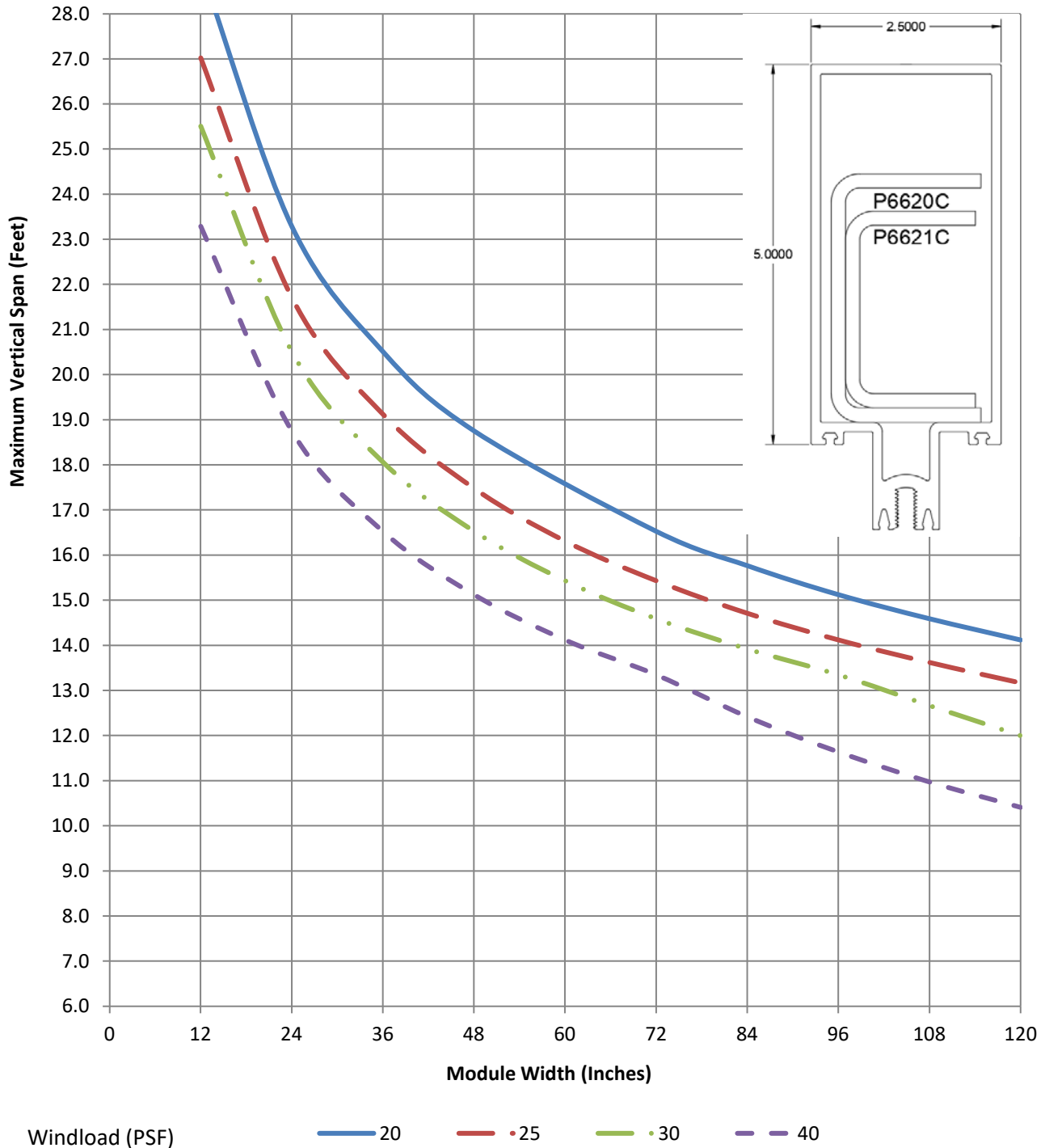
Alloy:

6063 T6



Section Properties									
$I_x$	$I_y$	$S_x$	$S_y$	$R_x$	$R_y$	$\beta$	J	Cw	Zx
18.749	3.2041	5.85717	2.56328	2.05	0.9451	-0.9098	4.667	0.6547	4.291

The following chart is for estimating purposes only. Site specific conditions and frame configurations can have a significant affect on the structural capacity of the framing system. Consult a PE for approval. This frame assumes at least 4 midspan horizontals or antibuckling clips. Maximum vertical spacing between horizontals is 10 feet maximum.



Extrusion:

**E5TB02 with 1-3/4" x 4" Bar**

System:


400T

Typical Use:

Vertical/Horizontal

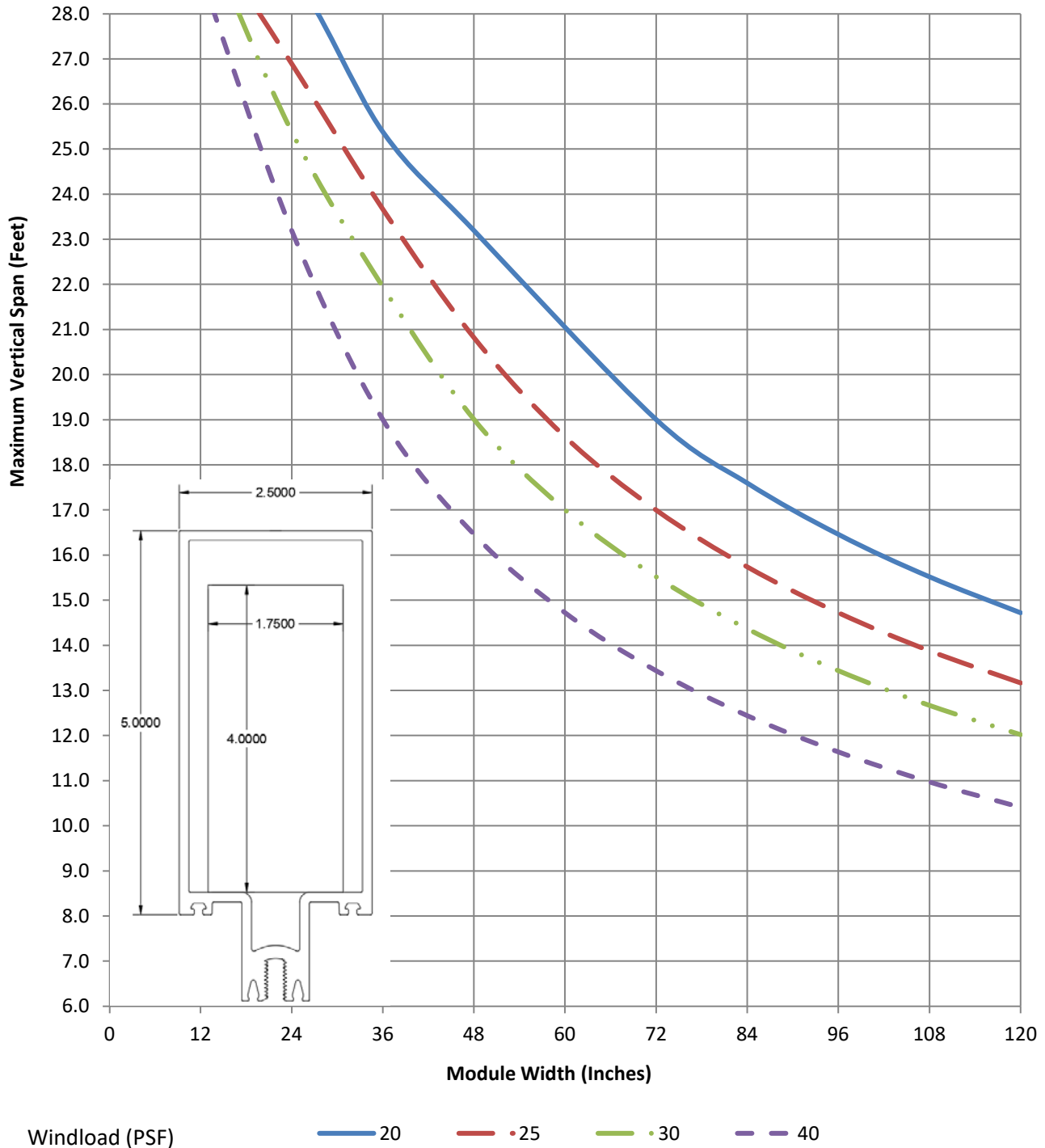
Alloy:

6063 T6



Section Properties									
$I_x$	$I_y$	$S_x$	$S_y$	$R_x$	$R_y$	$\beta$	J	Cw	Zx
36.961	7.2844	11.5466	5.82752	2.05	0.9451	-0.9098	4.667	0.6547	4.291

The following chart is for estimating purposes only. Site specific conditions and frame configurations can have a significant affect on the structural capacity of the framing system. Consult a PE for approval. This frame assumes at least 4 midspan horizontals or antibuckling clips. Maximum vertical spacing between horizontals is 10 feet maximum.



Extrusion:

**E5TB223**

System:


400T

Typical Use:

Vertical/Horizontal

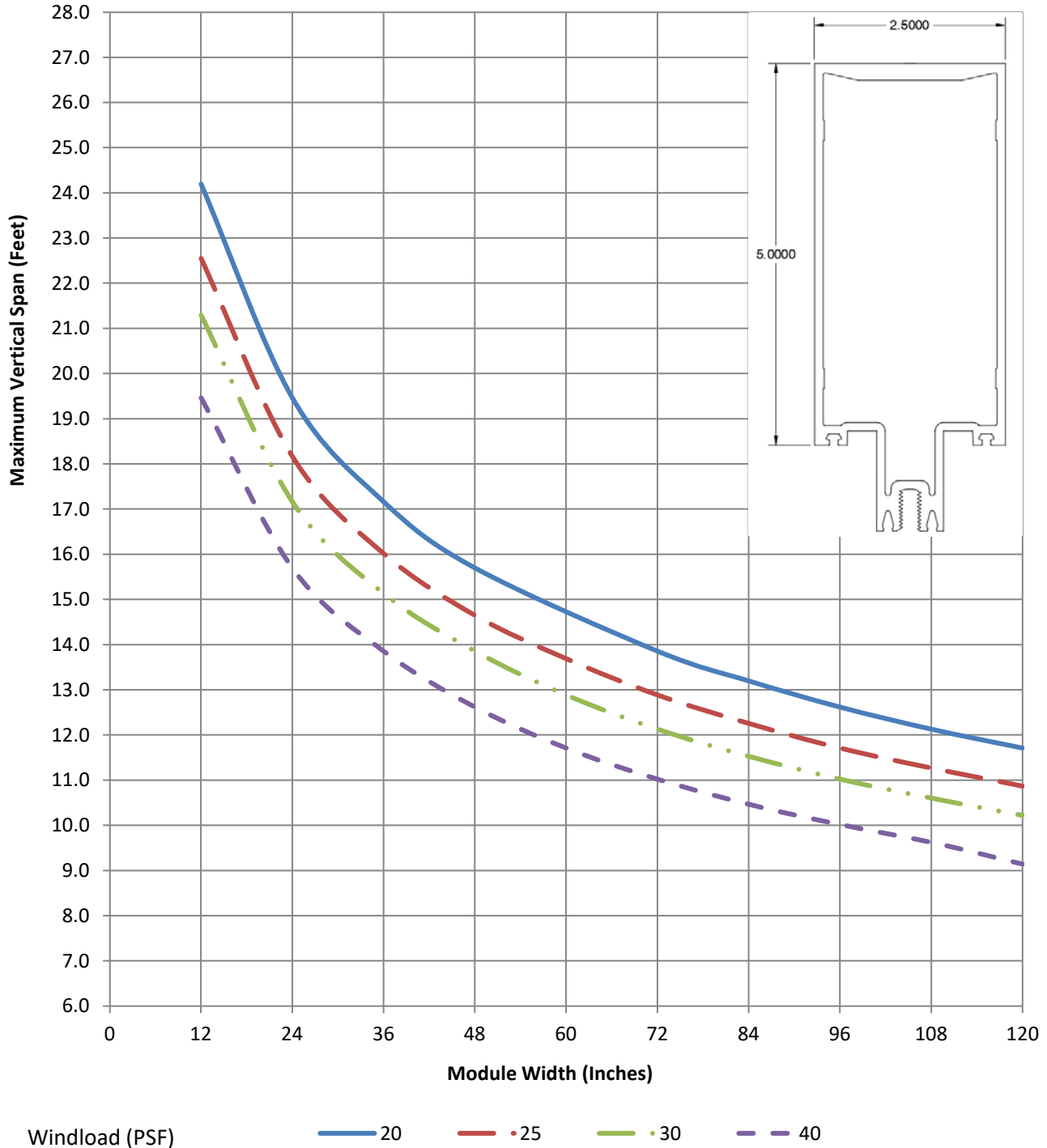
Alloy:

6063 T6



Section Properties									
$I_x$	$I_y$	$S_x$	$S_y$	$R_x$	$R_y$	$\beta$	J	Cw	Zx
10.58	1.974	3.612	1.579	2.143	0.9256	-1.948	4.241	0.669	4.484

The following chart is for estimating purposes only. Site specific conditions and frame configurations can have a significant affect on the structural capacity of the framing system. Consult a PE for approval. This frame assumes at least 4 midspan horizontals or antibuckling clips. Maximum vertical spacing between horizontals is 10 feet maximum.



Extrusion:

**E5TB223 with P6620C\_P6621C**

System:


400T

Typical Use:

Vertical/Horizontal

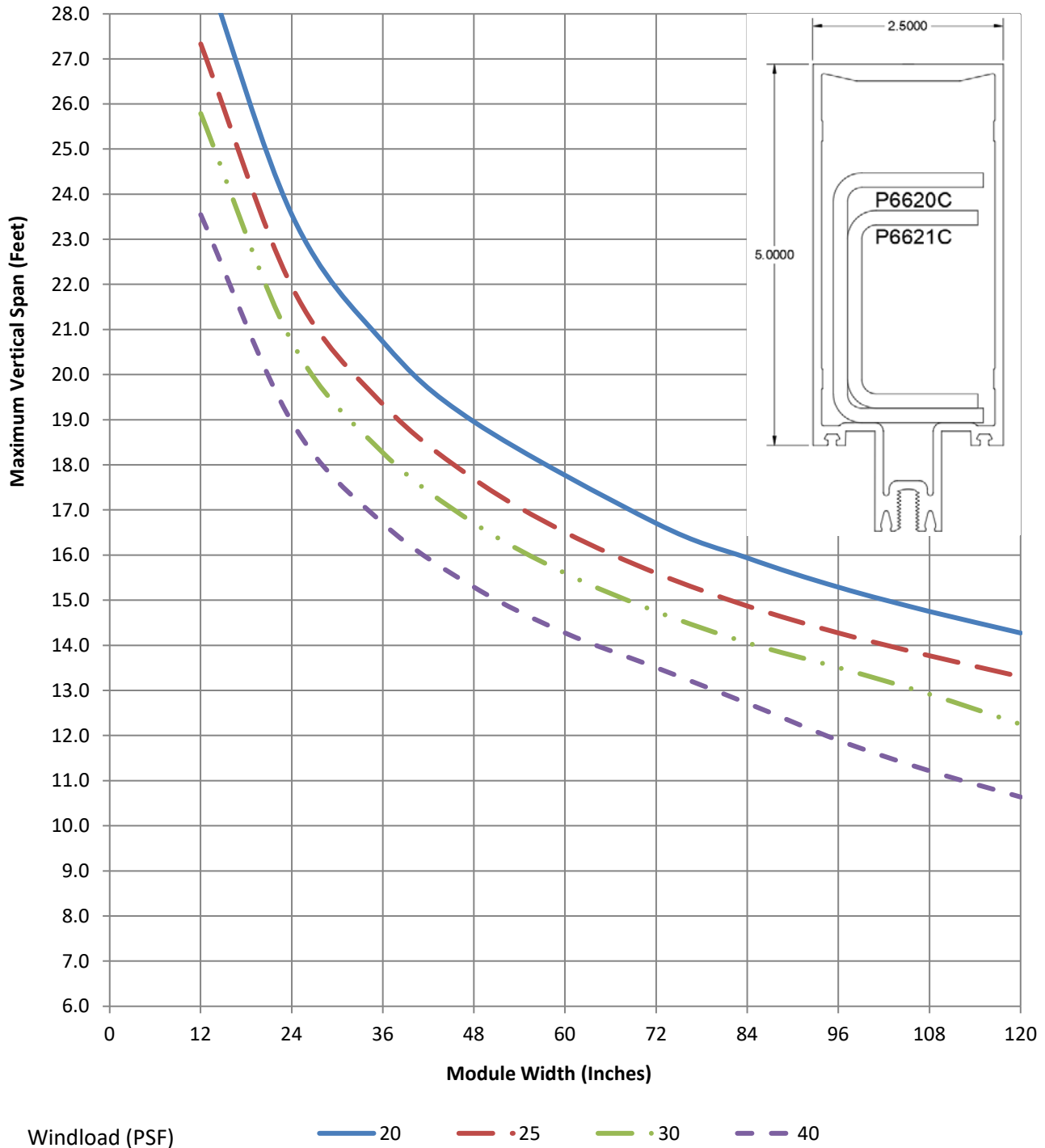
Alloy:

6063 T6



Section Properties									
$I_x$	$I_y$	$S_x$	$S_y$	$R_x$	$R_y$	$\beta$	J	Cw	Zx
19.425	3.0731	6.63167	2.45817	2.143	0.9256	-1.948	4.241	0.669	4.484

The following chart is for estimating purposes only. Site specific conditions and frame configurations can have a significant affect on the structural capacity of the framing system. Consult a PE for approval. This frame assumes at least 4 midspan horizontals or antibuckling clips. Maximum vertical spacing between horizontals is 10 feet maximum.





Extrusion:

**E5TB223 with 1-3/4" x 4" Bar**

System:


400T

Typical Use:

Vertical/Horizontal

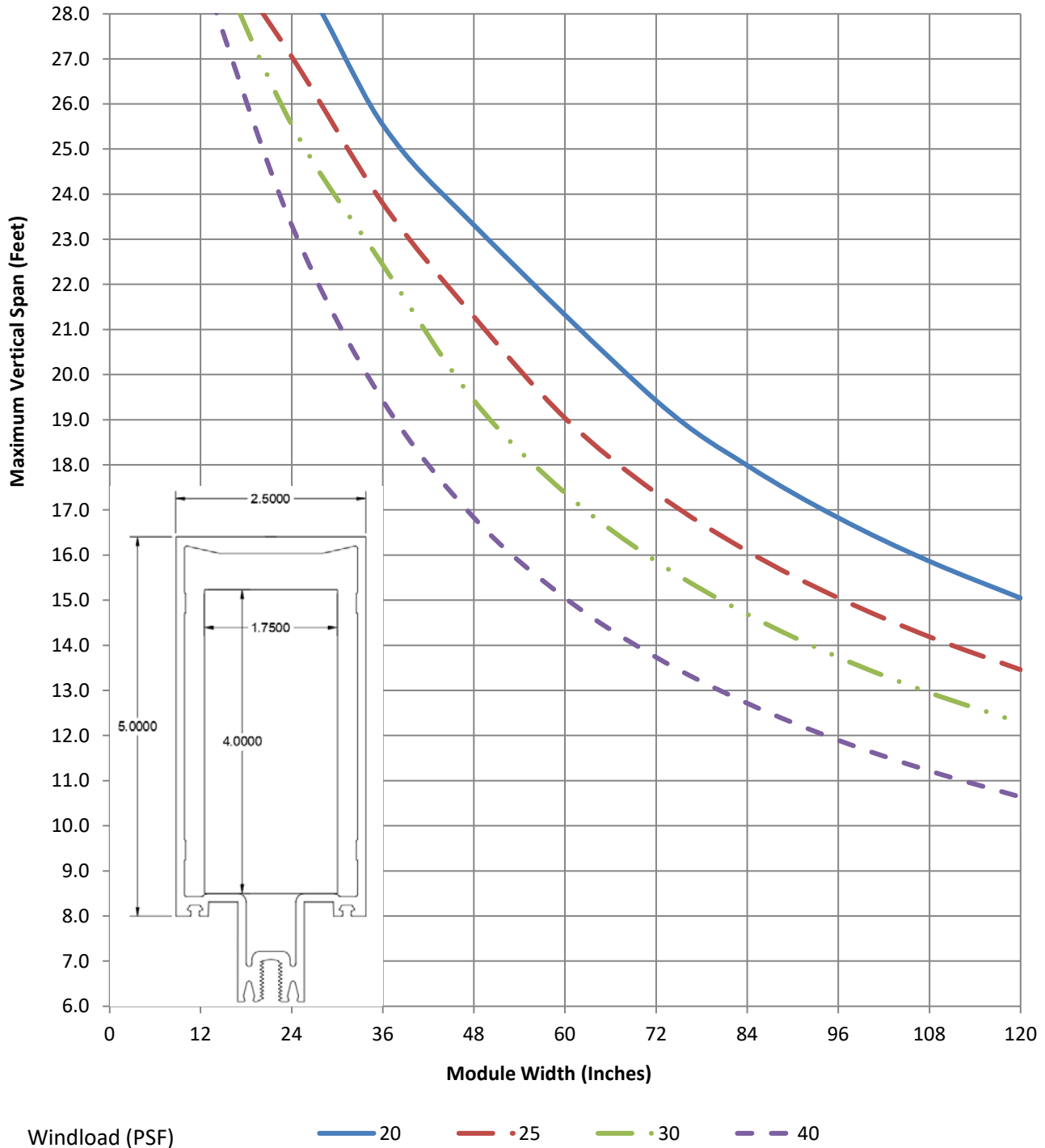
Alloy:

6063 T6



Section Properties									
$I_x$	$I_y$	$S_x$	$S_y$	$R_x$	$R_y$	$\beta$	J	Cw	$Z_x$
37.637	7.1534	12.8492	5.722	2.143	0.9256	-1.948	4.241	0.669	4.484

The following chart is for estimating purposes only. Site specific conditions and frame configurations can have a significant affect on the structural capacity of the framing system. Consult a PE for approval. This frame assumes at least 4 midspan horizontals or antibuckling clips. Maximum vertical spacing between horizontals is 10 feet maximum.



Extrusion:

**E5TB91**

System:


400T

Typical Use:

Vertical/Horizontal

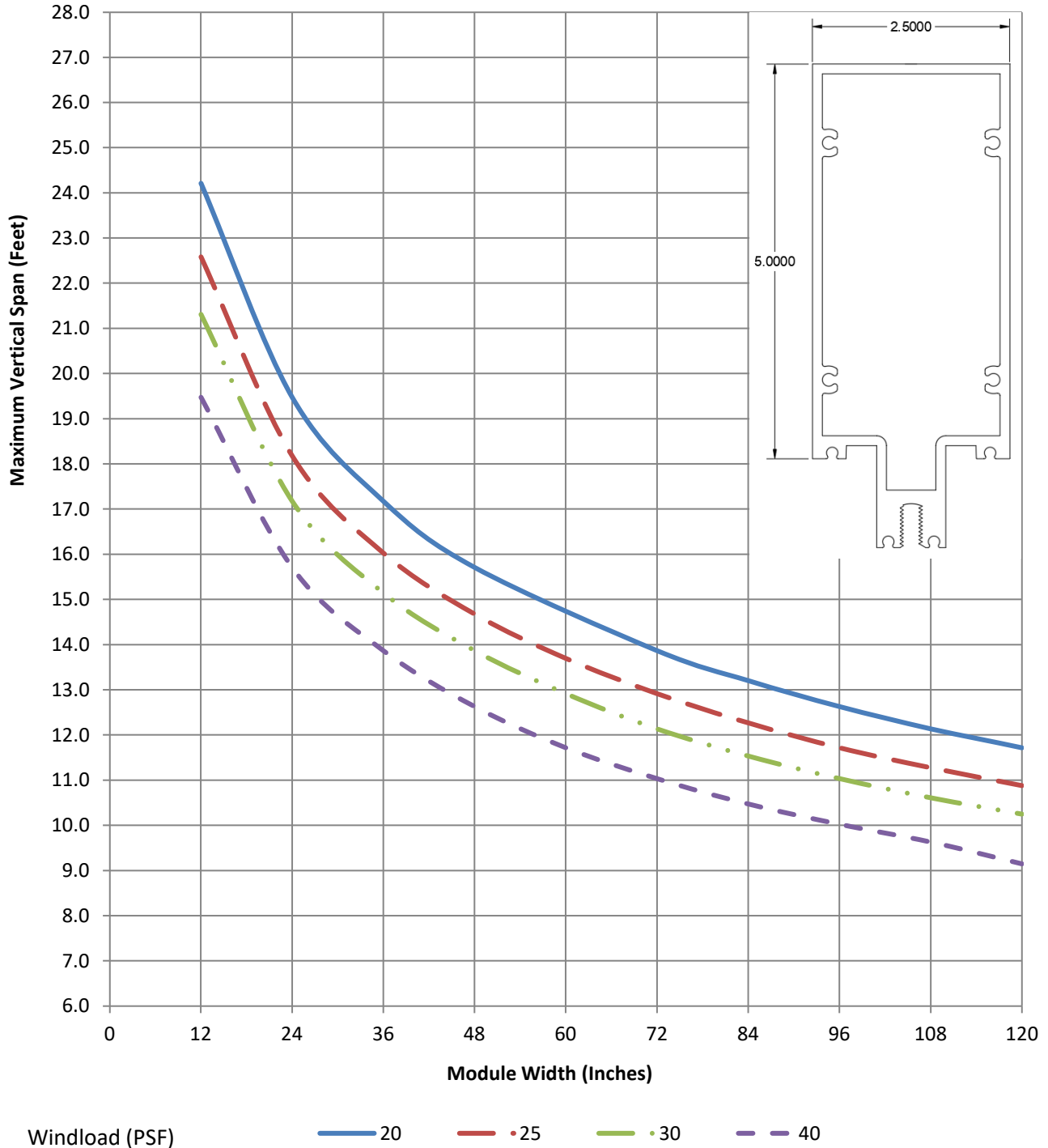
Alloy:

6063 T6



Section Properties									
$I_x$	$I_y$	$S_x$	$S_y$	$R_x$	$R_y$	$\beta$	J	Cw	Zx
10.61	2.29	3.315	1.832	2.034	0.945	-0.794	4.793	0.7429	4.622

The following chart is for estimating purposes only. Site specific conditions and frame configurations can have a significant affect on the structural capacity of the framing system. Consult a PE for approval. This frame assumes at least 4 midspan horizontals or antibuckling clips. Maximum vertical spacing between horizontals is 10 feet maximum.



Extrusion:

**E5TB91 with P6621C**

System:


400T

Typical Use:

Vertical/Horizontal

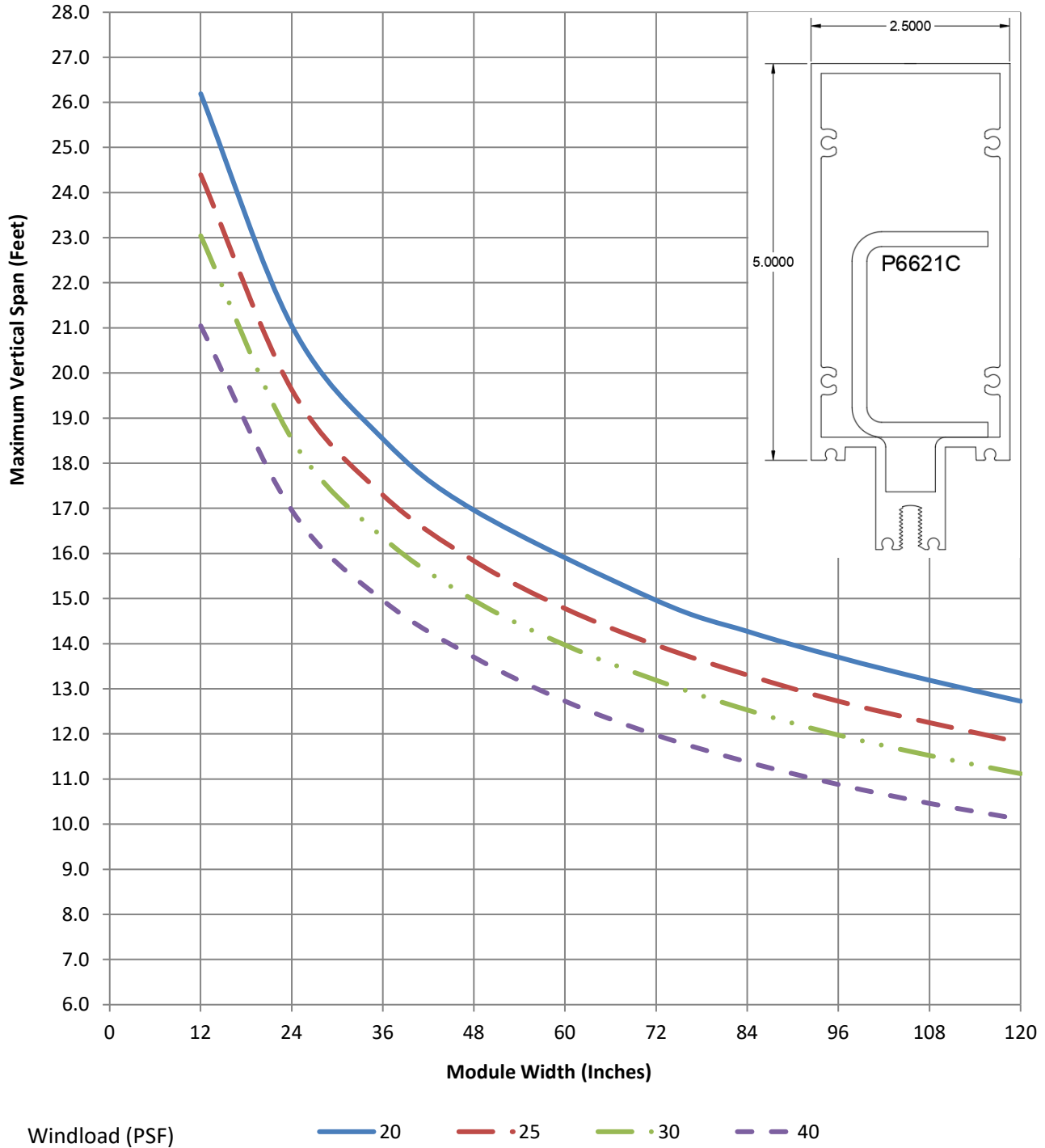
Alloy:

6063 T6



Section Properties									
$I_x$	$I_y$	$S_x$	$S_y$	$R_x$	$R_y$	$\beta$	J	Cw	Zx
13.5883	3.2644	4.24554	2.61152	2.034	0.945	-0.794	4.793	0.7429	4.622

The following chart is for estimating purposes only. Site specific conditions and frame configurations can have a significant affect on the structural capacity of the framing system. Consult a PE for approval. This frame assumes at least 4 midspan horizontals or antibuckling clips. Maximum vertical spacing between horizontals is 10 feet maximum.



Extrusion:

**E5TB91 with 1-1/4" x 4" Bar**

System:


400T

Typical Use:

Vertical/Horizontal

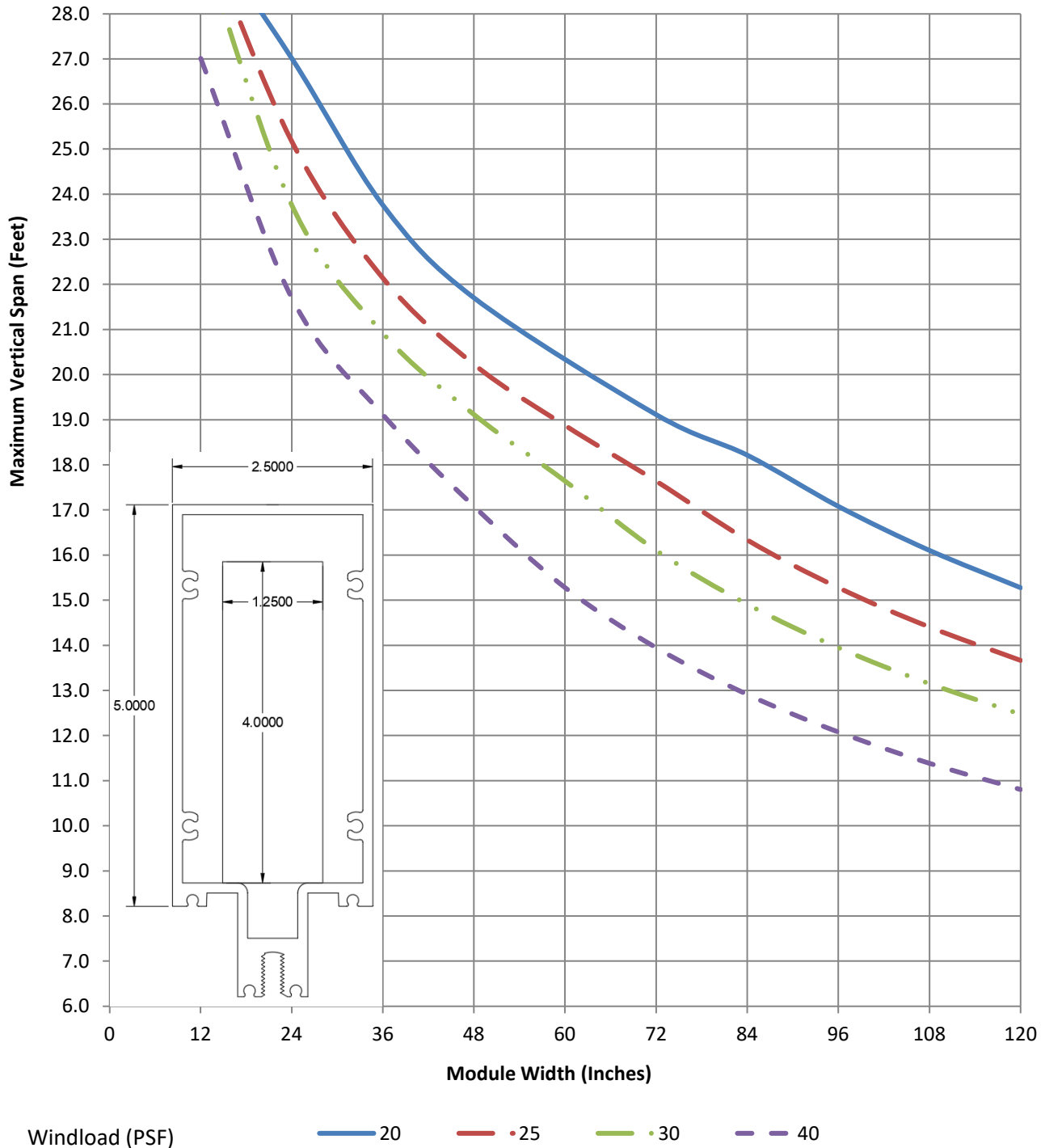
Alloy:

6063 T6



Section Properties									
$I_x$	$I_y$	$S_x$	$S_y$	$R_x$	$R_y$	$\beta$	J	Cw	Zx
29.9443	4.1779	9.35583	3.34232	2.034	0.945	-0.794	4.793	0.7429	4.622

The following chart is for estimating purposes only. Site specific conditions and frame configurations can have a significant affect on the structural capacity of the framing system. Consult a PE for approval. This frame assumes at least 4 midspan horizontals or antibuckling clips. Maximum vertical spacing between horizontals is 10 feet maximum.



Extrusion:

**E5TB107**

System:


400T

Typical Use:

3" Wide Vertical/Horizontal

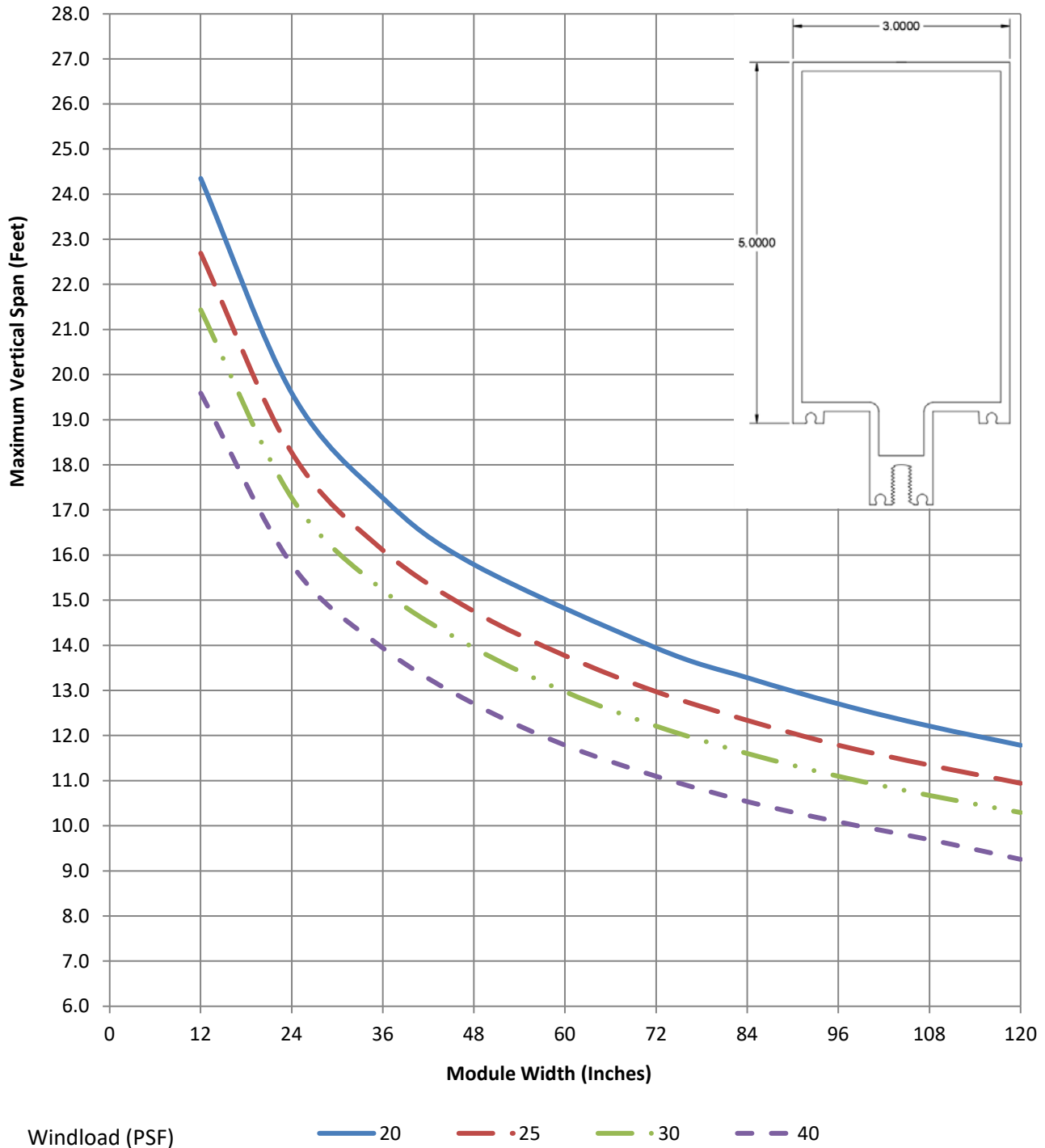
Alloy:

6063 T6



Section Properties									
$I_x$	$I_y$	$S_x$	$S_y$	$R_x$	$R_y$	$\beta$	J	Cw	Zx
10.79	3.167	3.394	2.111	2.078	1.126	-0.8852	6.317	0.5223	4.622

The following chart is for estimating purposes only. Site specific conditions and frame configurations can have a significant affect on the structural capacity of the framing system. Consult a PE for approval. This frame assumes at least 4 midspan horizontals or antibuckling clips. Maximum vertical spacing between horizontals is 10 feet maximum.



Extrusion:

**E5TB107 with P6620C\_P6621C**

System:


400T

Typical Use:

3" Wide Vertical/Horizontal

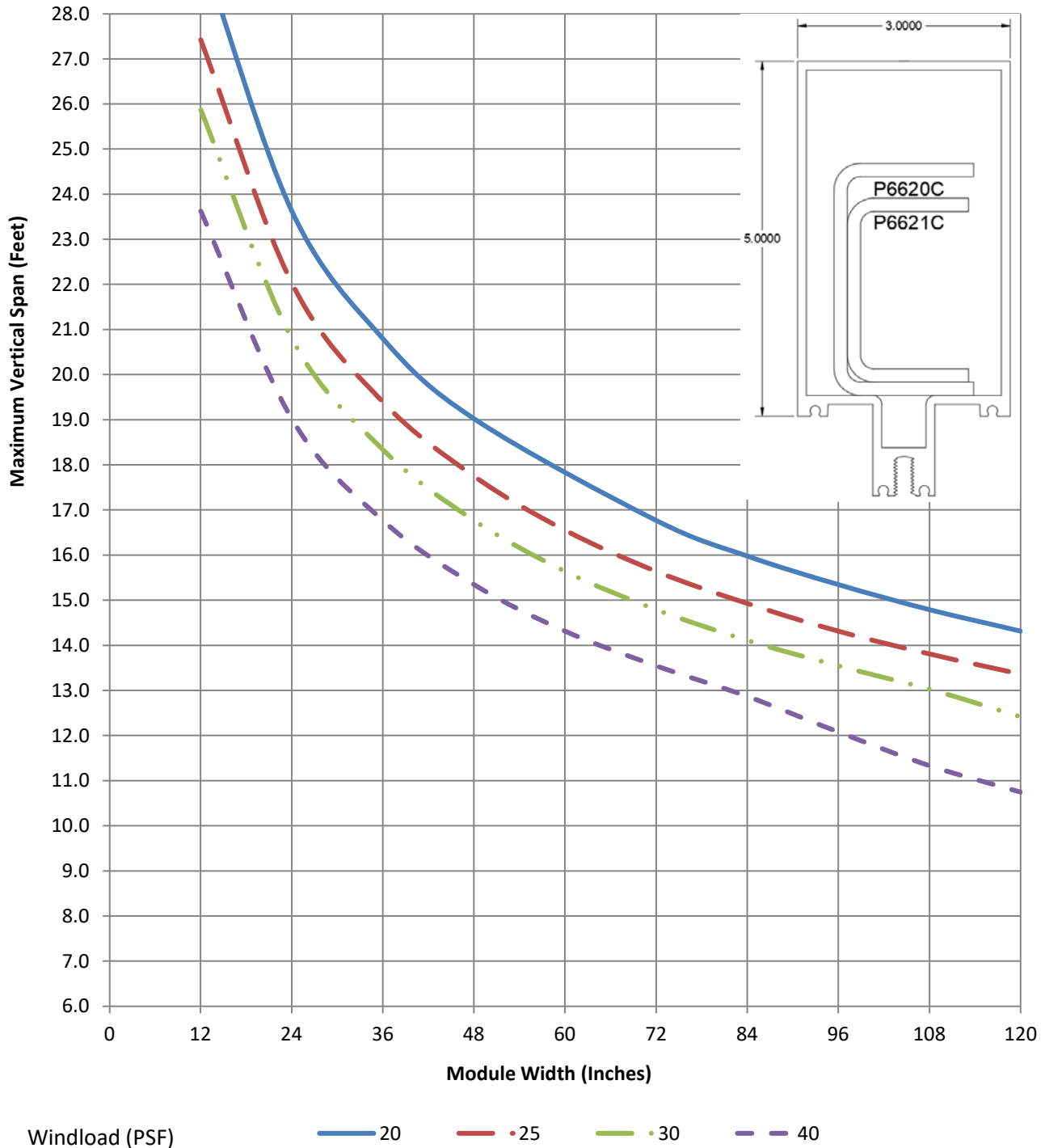
Alloy:

6063 T6



Section Properties									
$I_x$	$I_y$	$S_x$	$S_y$	$R_x$	$R_y$	$\beta$	J	Cw	Zx
19.635	4.2661	6.1762	2.84362	2.078	1.126	-0.8852	6.317	0.5223	4.622

The following chart is for estimating purposes only. Site specific conditions and frame configurations can have a significant affect on the structural capacity of the framing system. Consult a PE for approval. This frame assumes at least 4 midspan horizontals or antibuckling clips. Maximum vertical spacing between horizontals is 10 feet maximum.



Extrusion:

**E5TB107 with 2-1/4" x 4" Bar**

System:


400T

Typical Use:

3" Wide Vertical/Horizontal

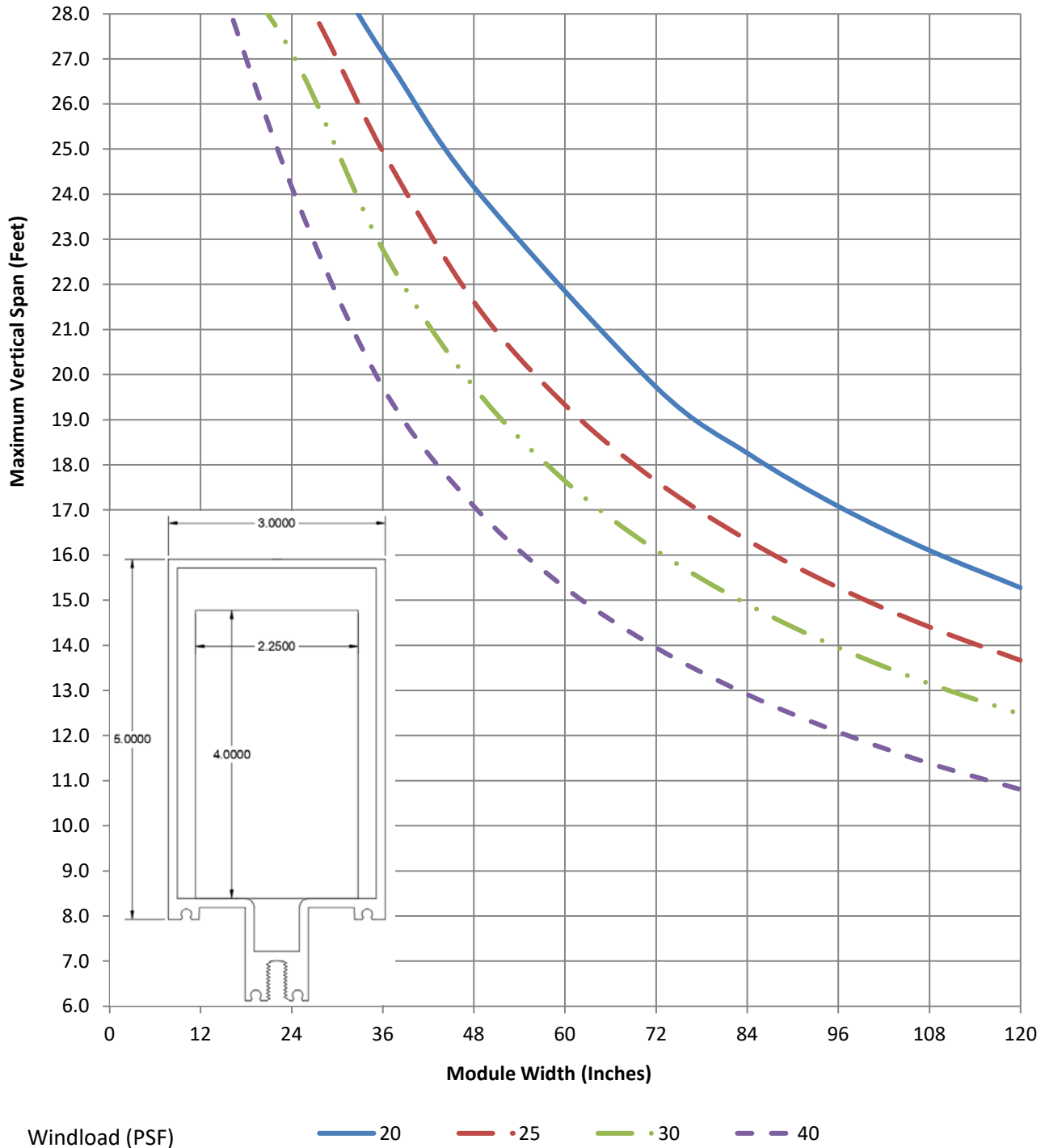
Alloy:

6063 T6



Section Properties									
$I_x$	$I_y$	$S_x$	$S_y$	$R_x$	$R_y$	$\beta$	J	Cw	$Z_x$
45.59	14.1777	14.3404	9.45032	2.078	1.126	-0.8852	6.317	0.5223	4.622

The following chart is for estimating purposes only. Site specific conditions and frame configurations can have a significant affect on the structural capacity of the framing system. Consult a PE for approval. This frame assumes at least 4 midspan horizontals or antibuckling clips. Maximum vertical spacing between horizontals is 10 feet maximum.



Extrusion:

**E5TB121**

System:


400T

Typical Use:

4" Wide Vertical/Horizontal

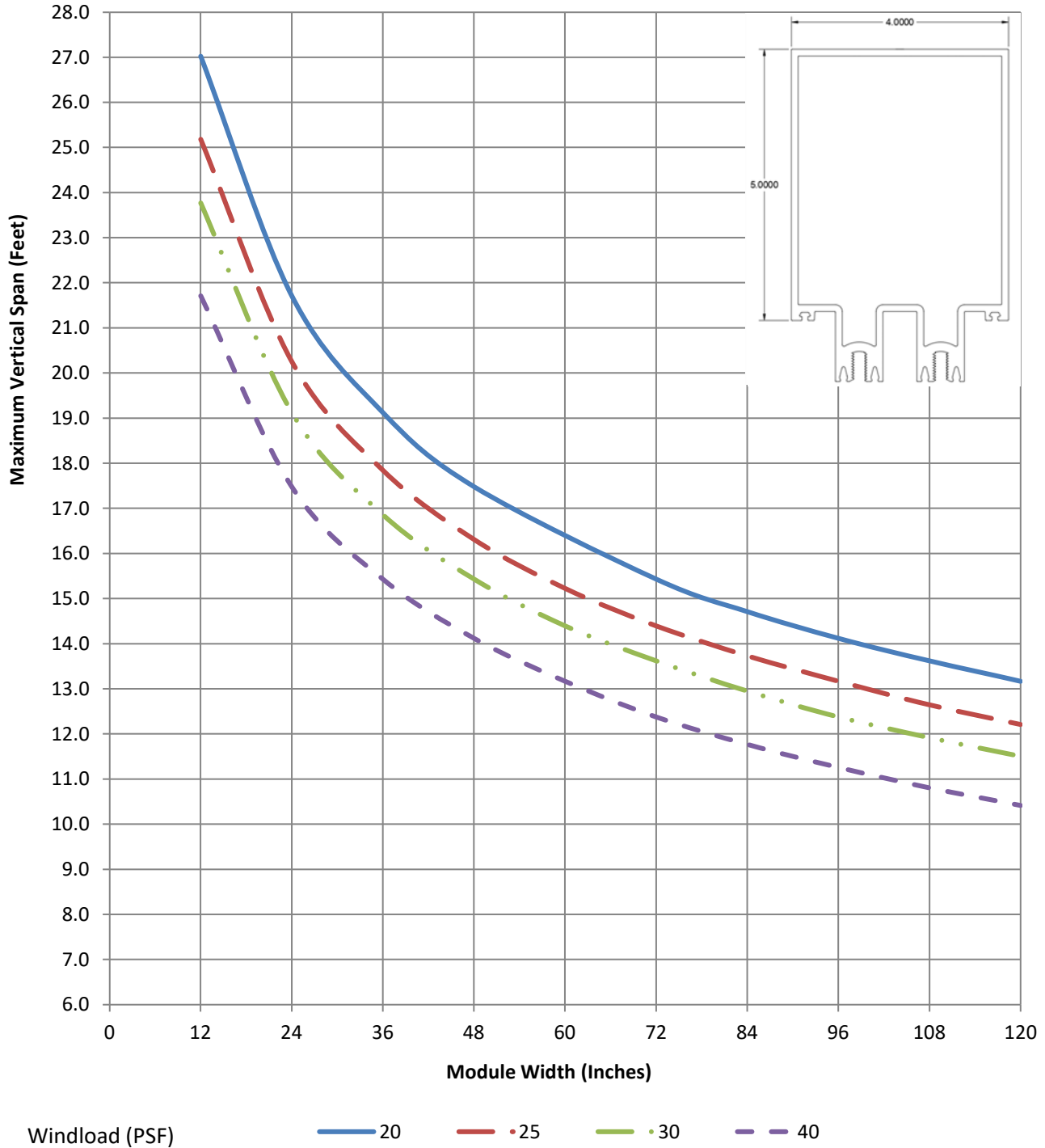
Alloy:

6063 T6



Section Properties									
$I_x$	$I_y$	$S_x$	$S_y$	$R_x$	$R_y$	$\beta$	J	Cw	Zx
15	6.609	4.299	3.305	2.159	1.433	-1.456	9.955	0.9421	5.968

The following chart is for estimating purposes only. Site specific conditions and frame configurations can have a significant affect on the structural capacity of the framing system. Consult a PE for approval. This frame assumes at least 4 midspan horizontals or antibuckling clips. Maximum vertical spacing between horizontals is 10 feet maximum.





Extrusion:

**E5TB121 with P6620C\_P6621C**

System:


400T

Typical Use:

4" Wide Vertical/Horizontal

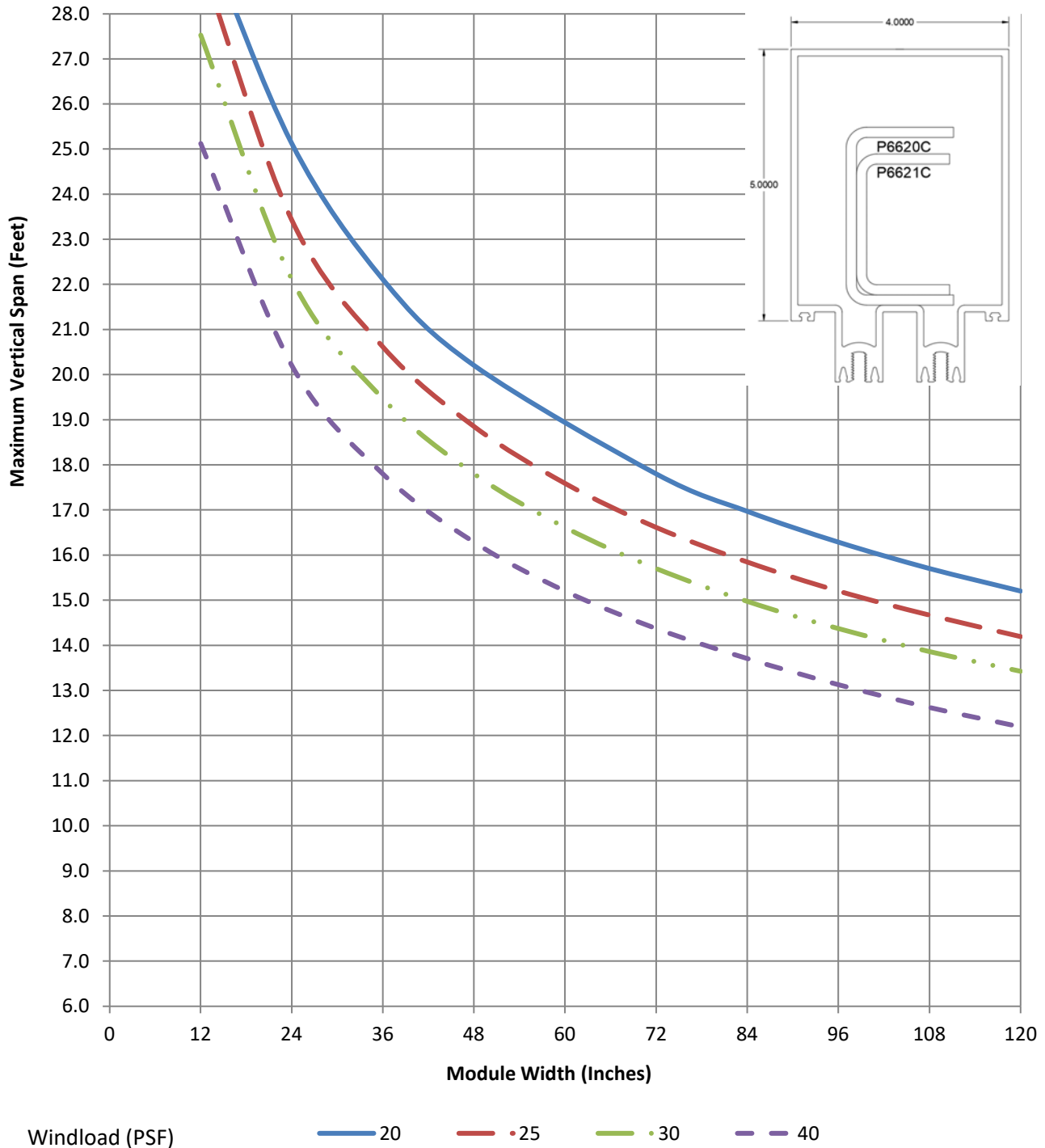
Alloy:

6063 T6



Section Properties									
$I_x$	$I_y$	$S_x$	$S_y$	$R_x$	$R_y$	$\beta$	J	Cw	Zx
23.845	7.7081	6.83398	3.85463	2.159	1.433	-1.456	9.955	0.9421	5.968

The following chart is for estimating purposes only. Site specific conditions and frame configurations can have a significant affect on the structural capacity of the framing system. Consult a PE for approval. This frame assumes at least 4 midspan horizontals or antibuckling clips. Maximum vertical spacing between horizontals is 10 feet maximum.



Extrusion:

**E5TB121 with 3-1/4" x 4" Bar**

System:


400T

Typical Use:

4" Wide Vertical/Horizontal

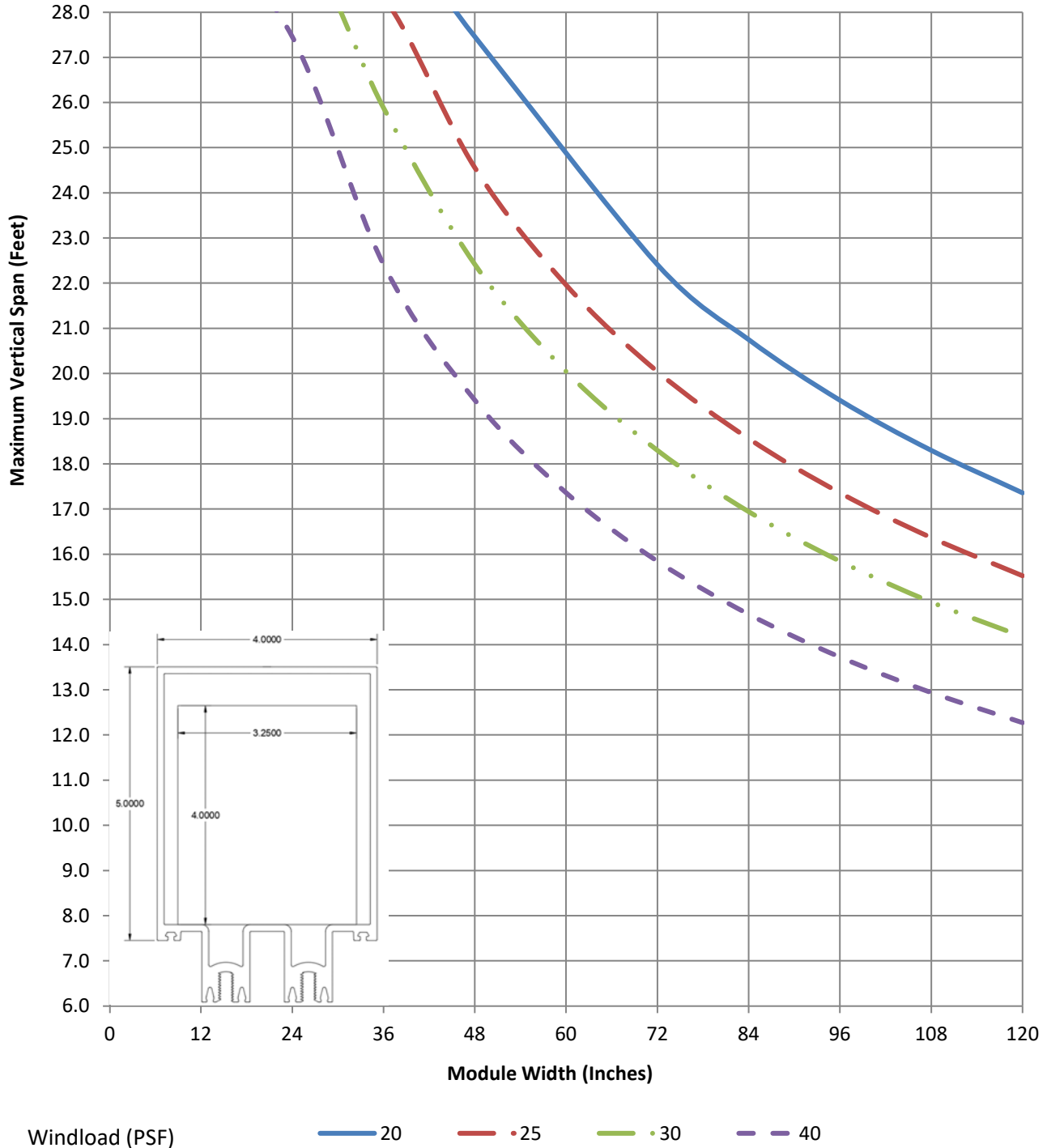
Alloy:

6063 T6



Section Properties									
$I_x$	$I_y$	$S_x$	$S_y$	$R_x$	$R_y$	$\beta$	J	Cw	Zx
65.26667	39.7929	18.7054	19.8994	2.159	1.433	-1.456	9.955	0.9421	5.968

The following chart is for estimating purposes only. Site specific conditions and frame configurations can have a significant affect on the structural capacity of the framing system. Consult a PE for approval. This frame assumes at least 4 midspan horizontals or antibuckling clips. Maximum vertical spacing between horizontals is 10 feet maximum.



Extrusion:

**E55TB140**

System:


400T

Typical Use:

Vertical/Horizontal

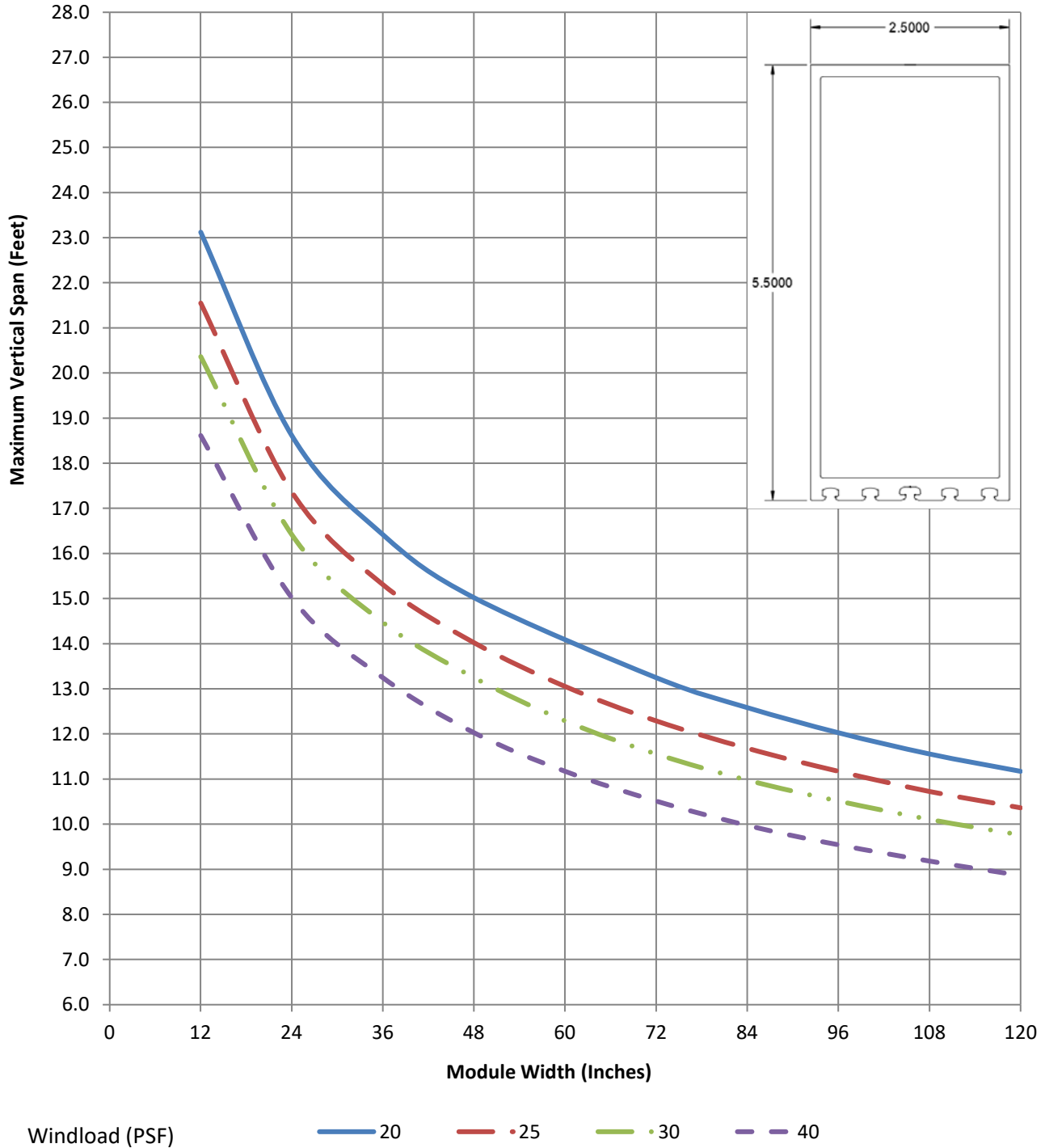
Alloy:

6063 T6



Section Properties									
$I_x$	$I_y$	$S_x$	$S_y$	$R_x$	$R_y$	$\beta$	J	Cw	Zx
9.163	2.285	3.137	1.828	2.037	1.017	0.0075	5.502	1.596	4.058

The following chart is for estimating purposes only. Site specific conditions and frame configurations can have a significant affect on the structural capacity of the framing system. Consult a PE for approval. This frame assumes at least 4 midspan horizontals or antibuckling clips. Maximum vertical spacing between horizontals is 10 feet maximum.



Extrusion:

**E55TB140 with P6620E\_P6621E**

System:


400T

Typical Use:

Vertical/Horizontal

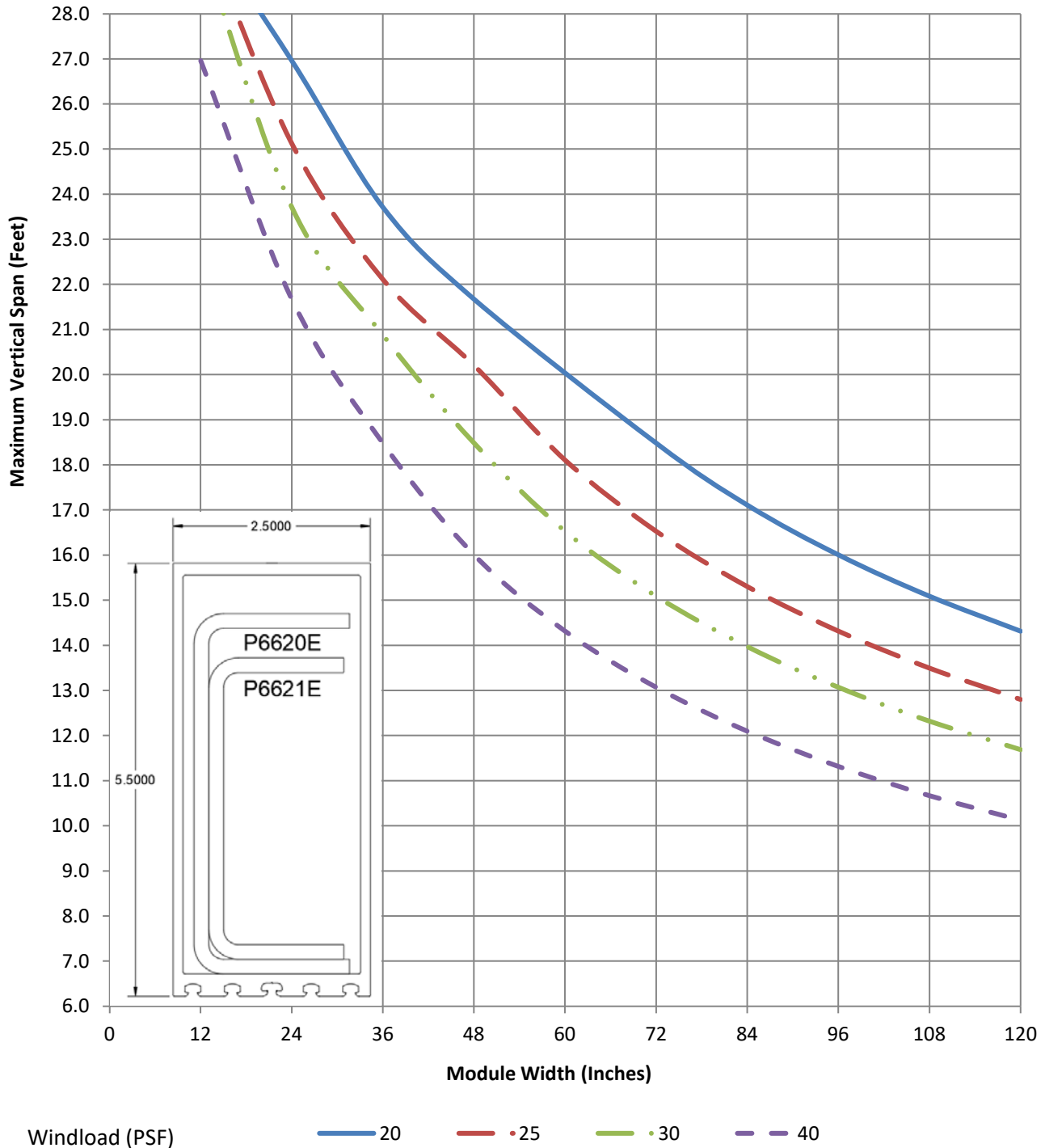
Alloy:

6063 T6



Section Properties									
$I_x$	$I_y$	$S_x$	$S_y$	$R_x$	$R_y$	$\beta$	J	Cw	Zx
29.7994	3.9902	10.202	3.19216	2.037	1.017	0.0075	5.502	1.596	4.058

The following chart is for estimating purposes only. Site specific conditions and frame configurations can have a significant affect on the structural capacity of the framing system. Consult a PE for approval. This frame assumes at least 4 midspan horizontals or antibuckling clips. Maximum vertical spacing between horizontals is 10 feet maximum.



Extrusion:

**E55TB140 with 1-3/4" x 4-1/2" Bar**

System:


400T

Typical Use:

Vertical/Horizontal

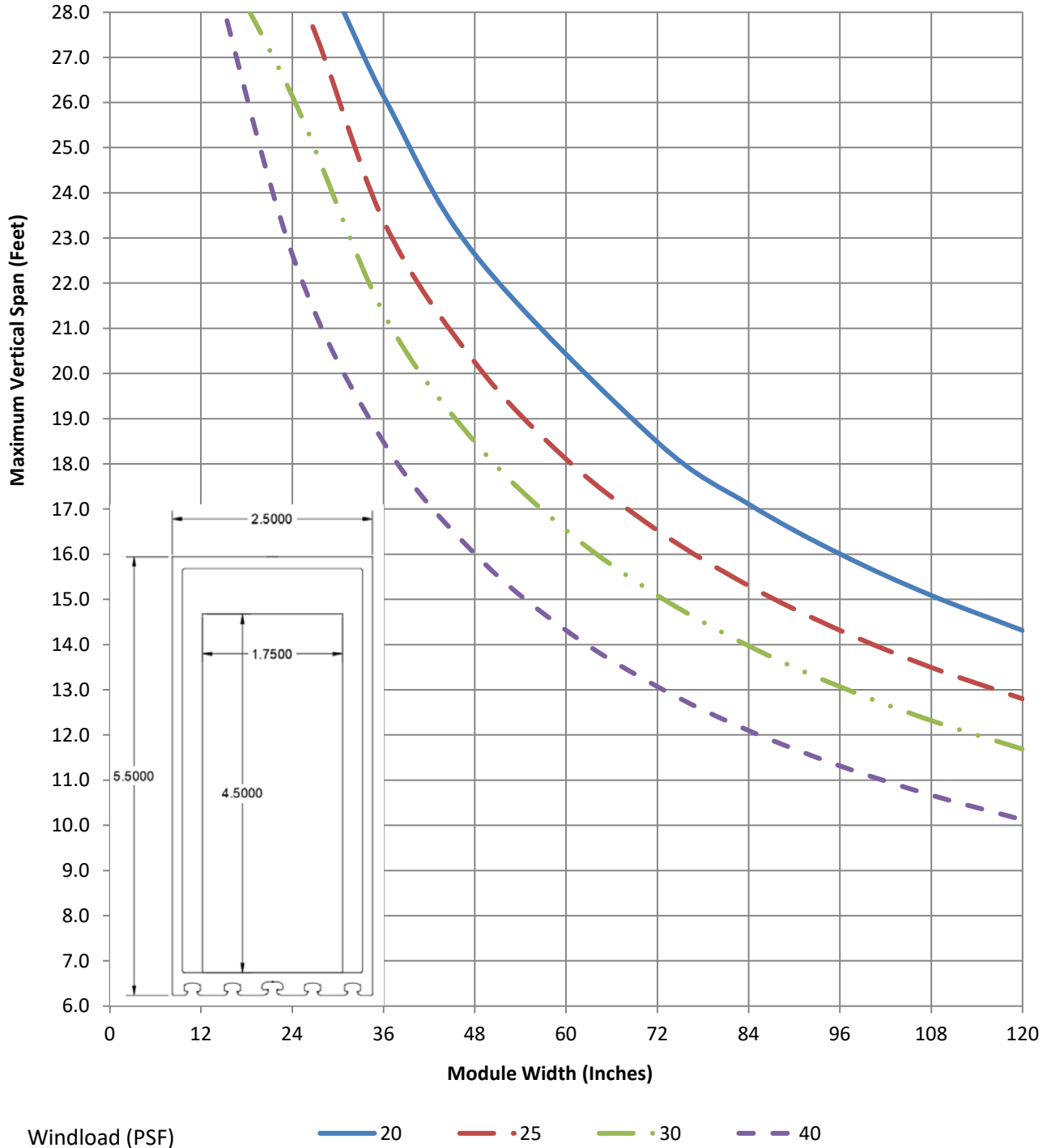
Alloy:

6063 T6



Section Properties									
$I_x$	$I_y$	$S_x$	$S_y$	$R_x$	$R_y$	$\beta$	J	Cw	Zx
47.7011	8.114	16.3307	6.4912	2.037	1.017	0.0075	5.502	1.596	4.058

The following chart is for estimating purposes only. Site specific conditions and frame configurations can have a significant affect on the structural capacity of the framing system. Consult a PE for approval. This frame assumes at least 4 midspan horizontals or antibuckling clips. Maximum vertical spacing between horizontals is 10 feet maximum.



Extrusion:

**E55TB02**

System:


400T

Typical Use:

Vertical/Horizontal

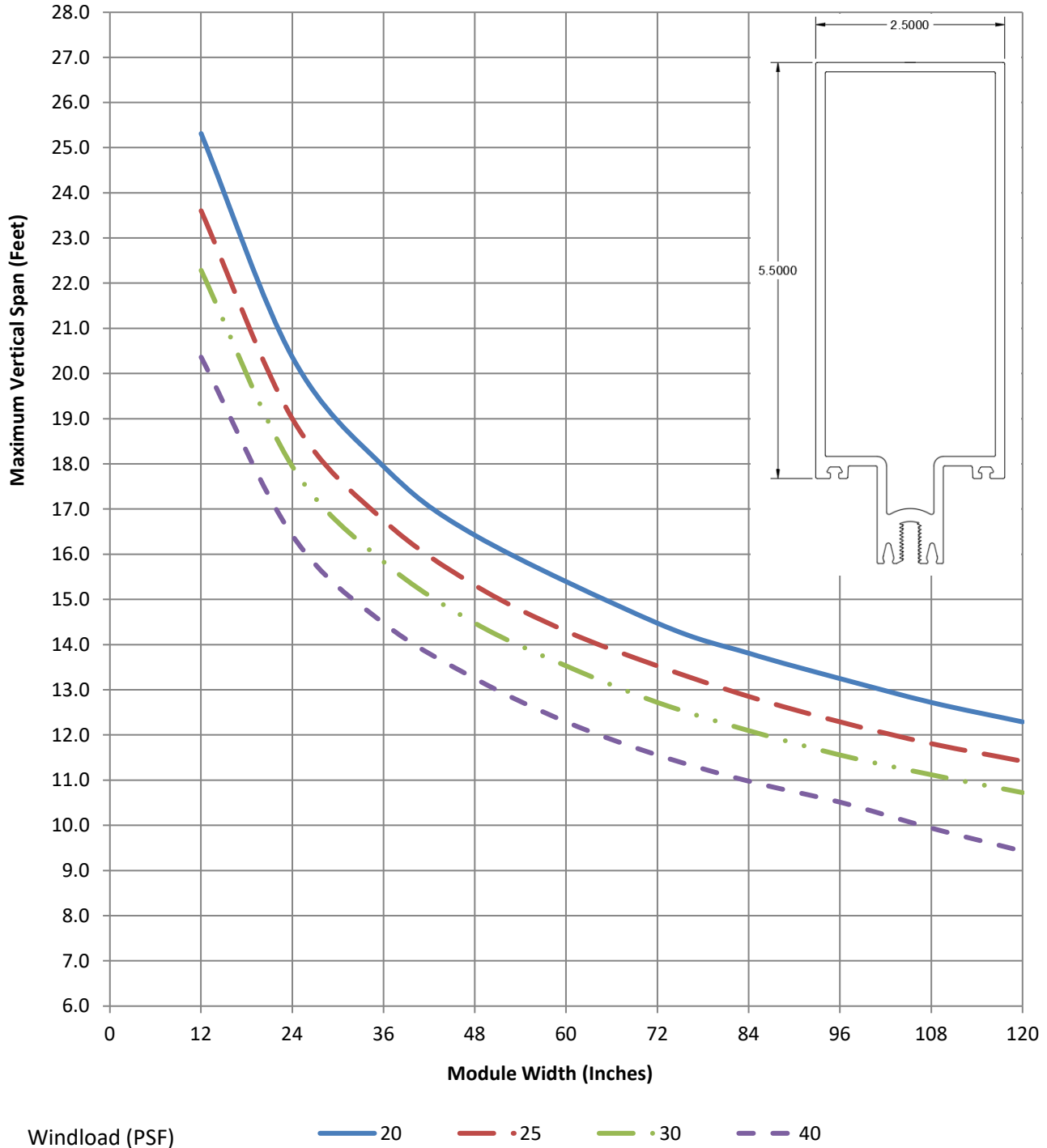
Alloy:

6063 T6



Section Properties									
$I_x$	$I_y$	$S_x$	$S_y$	$R_x$	$R_y$	$\beta$	J	Cw	Zx
12.22	2.282	3.521	1.826	2.219	0.9589	-0.9442	5.299	1.037	4.896

The following chart is for estimating purposes only. Site specific conditions and frame configurations can have a significant affect on the structural capacity of the framing system. Consult a PE for approval. This frame assumes at least 4 midspan horizontals or antibuckling clips. Maximum vertical spacing between horizontals is 10 feet maximum.



Extrusion:

**E55TB02 with P6620E\_P6621E**

System:


400T

Typical Use:

Vertical/Horizontal

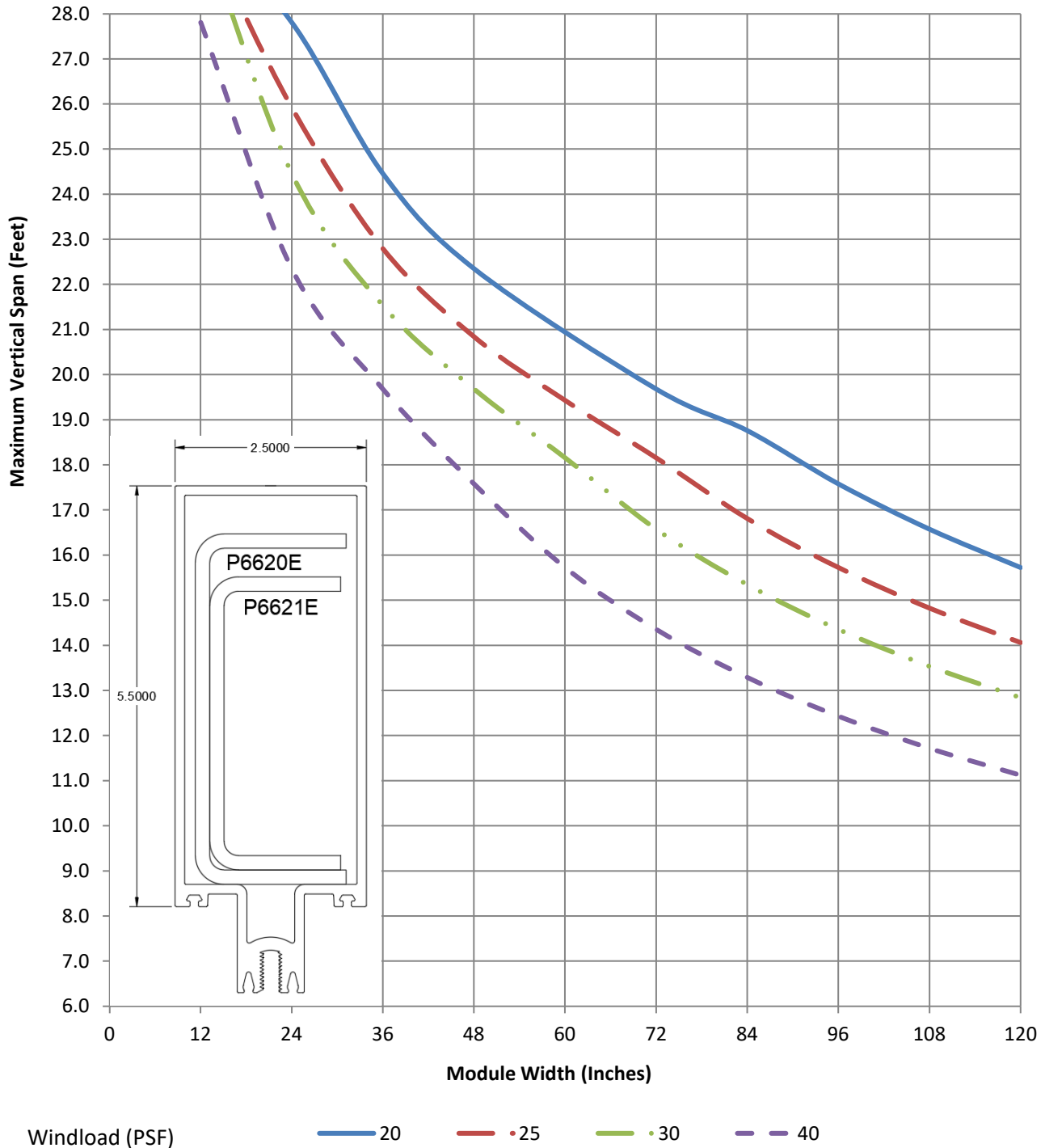
Alloy:

6063 T6



Section Properties									
$I_x$	$I_y$	$S_x$	$S_y$	$R_x$	$R_y$	$\beta$	J	Cw	Zx
32.8564	3.9872	9.46705	3.19046	2.219	0.9589	-0.9442	5.299	1.037	4.896

The following chart is for estimating purposes only. Site specific conditions and frame configurations can have a significant affect on the structural capacity of the framing system. Consult a PE for approval. This frame assumes at least 4 midspan horizontals or antibuckling clips. Maximum vertical spacing between horizontals is 10 feet maximum.



Extrusion:

**E55TB02 with 1-3/4" x 4-1/2" Bar**

System:


400T

Typical Use:

Vertical/Horizontal

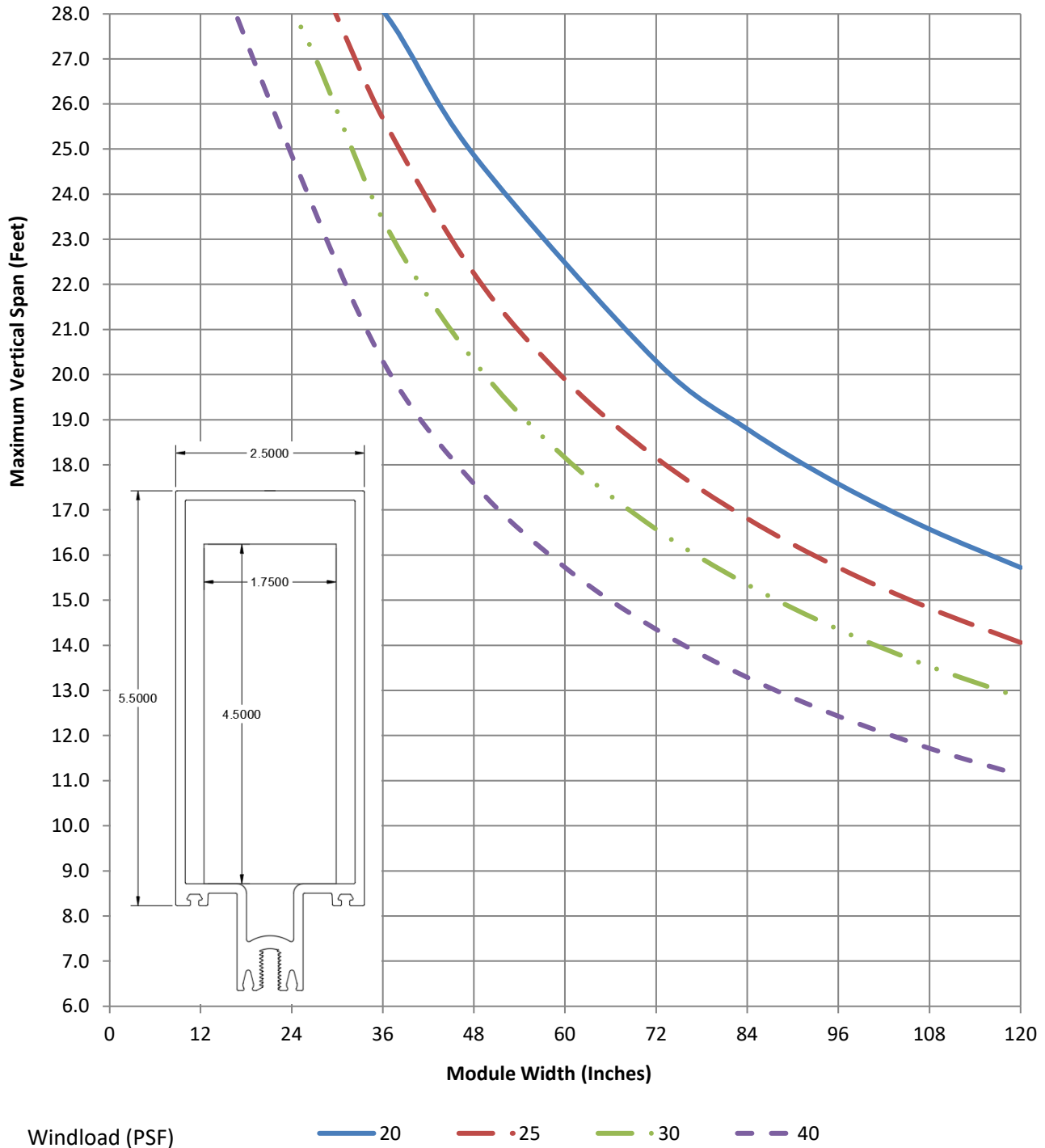
Alloy:

6063 T6



Section Properties									
$I_x$	$I_y$	$S_x$	$S_y$	$R_x$	$R_y$	$\beta$	J	Cw	Zx
50.7581	8.111	14.6251	6.49022	2.219	0.9589	-0.9442	5.299	1.037	4.896

The following chart is for estimating purposes only. Site specific conditions and frame configurations can have a significant affect on the structural capacity of the framing system. Consult a PE for approval. This frame assumes at least 4 midspan horizontals or antibuckling clips. Maximum vertical spacing between horizontals is 10 feet maximum.





Extrusion:

**E55TB223**

System:


400T

Typical Use:

Vertical/Horizontal

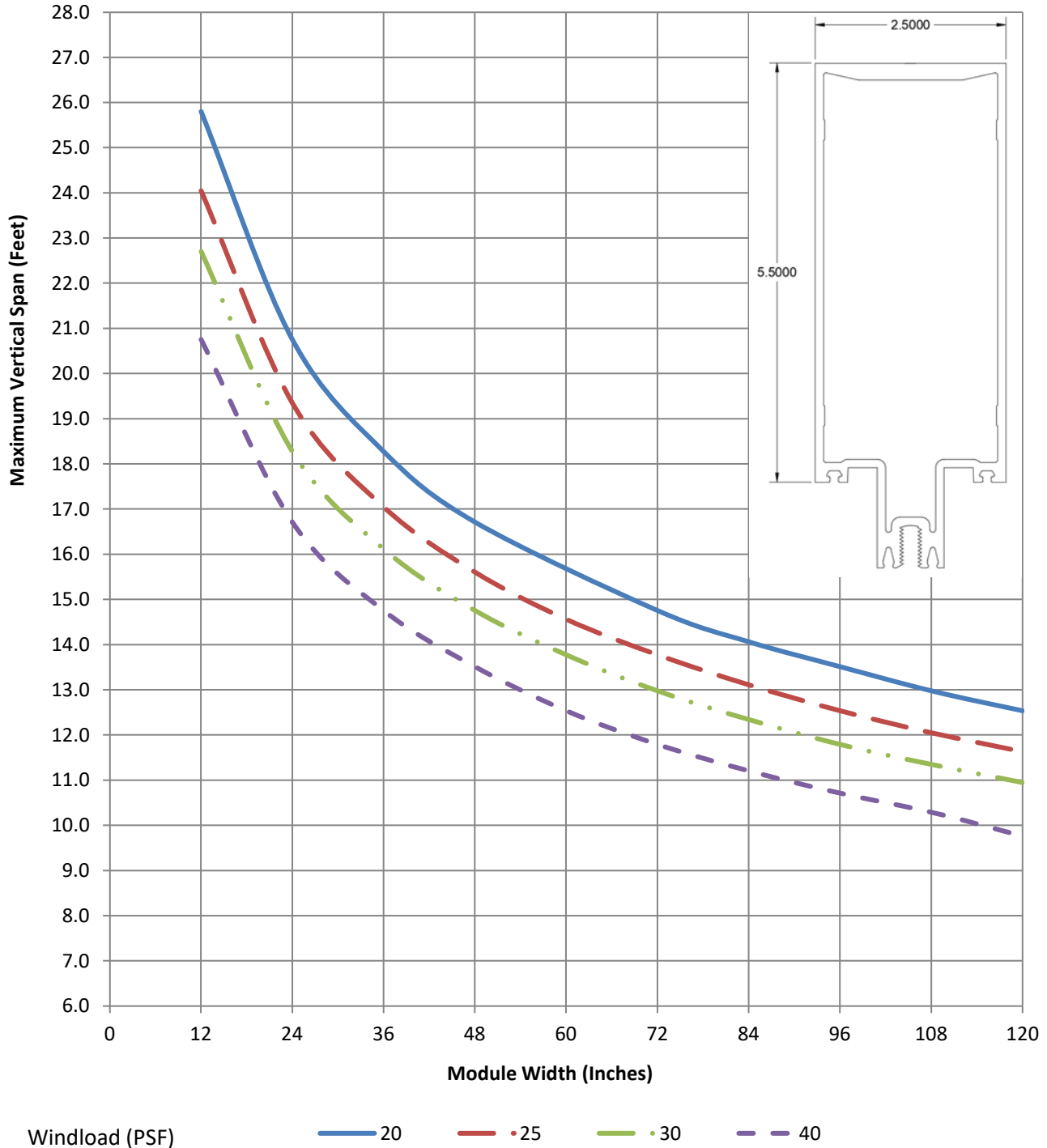
Alloy:

6063 T6



Section Properties									
$I_x$	$I_y$	$S_x$	$S_y$	$R_x$	$R_y$	$\beta$	J	Cw	Zx
12.97	2.131	4.069	1.705	2.318	0.9396	-1.999	4.809	1.06	5.074

The following chart is for estimating purposes only. Site specific conditions and frame configurations can have a significant affect on the structural capacity of the framing system. Consult a PE for approval. This frame assumes at least 4 midspan horizontals or antibuckling clips. Maximum vertical spacing between horizontals is 10 feet maximum.



Extrusion:

**E55TB223 with P6620D\_P6621D**

System:


400T

Typical Use:

Vertical/Horizontal

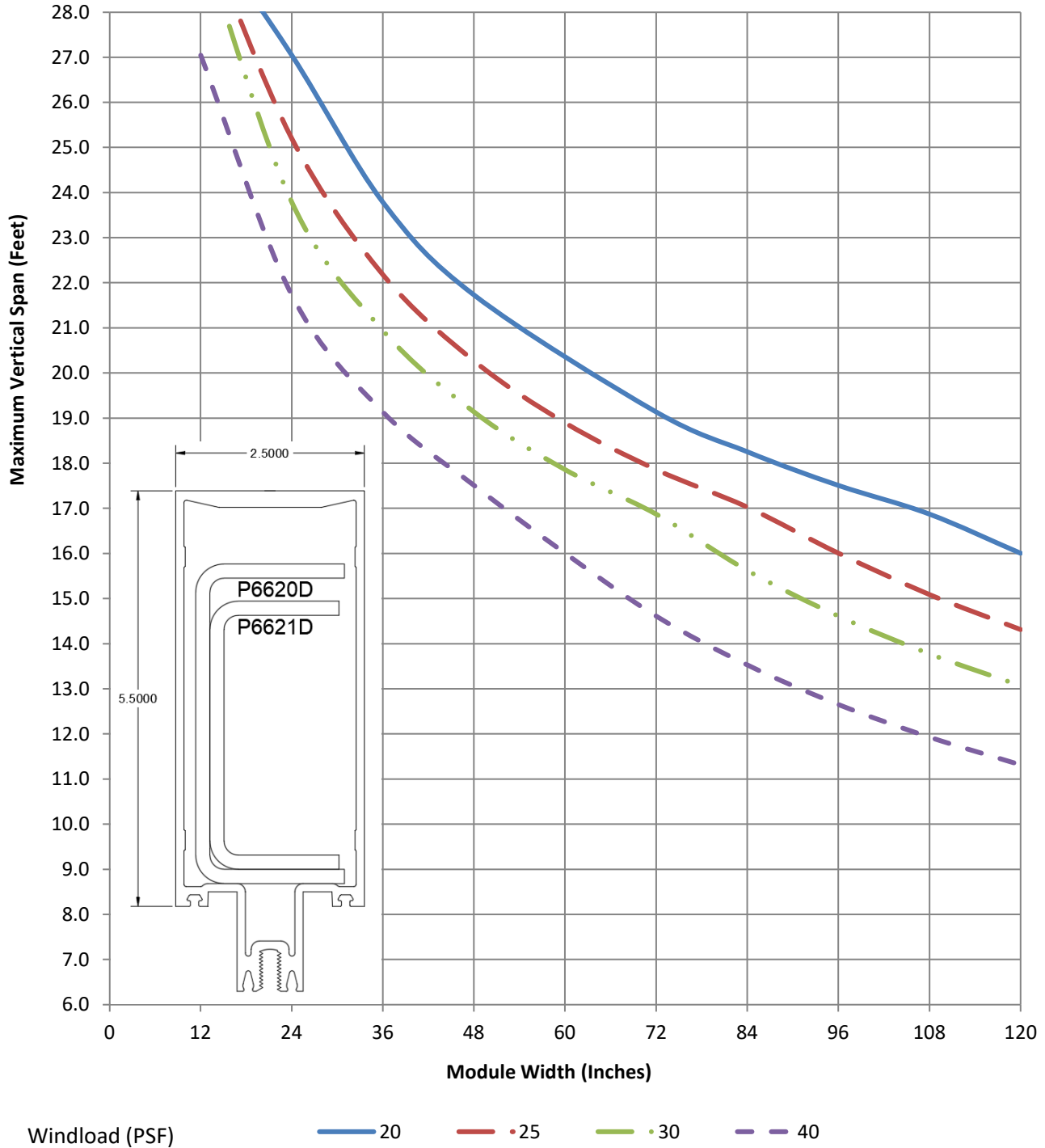
Alloy:

6063 T6



Section Properties									
$I_x$	$I_y$	$S_x$	$S_y$	$R_x$	$R_y$	$\beta$	J	Cw	$Z_x$
30.0858	3.6796	9.43864	2.94403	2.318	0.9396	-1.999	4.809	1.06	5.074

The following chart is for estimating purposes only. Site specific conditions and frame configurations can have a significant affect on the structural capacity of the framing system. Consult a PE for approval. This frame assumes at least 4 midspan horizontals or antibuckling clips. Maximum vertical spacing between horizontals is 10 feet maximum.



Extrusion:

**E55TB223 with 1-3/4" x 4-1/2" Bar**

System:


400T

Typical Use:

Vertical/Horizontal

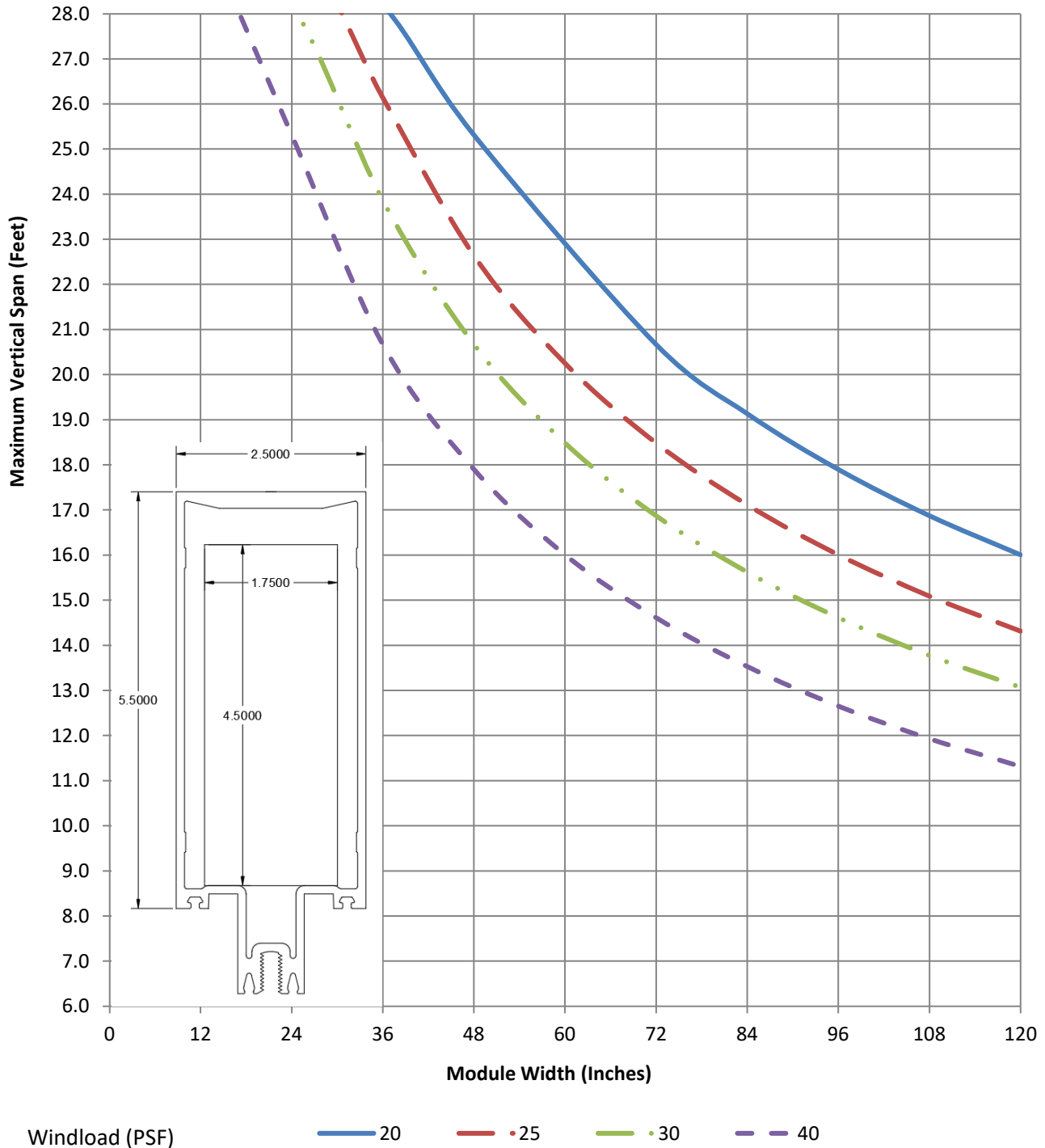
Alloy:

6063 T6



Section Properties									
$I_x$	$I_y$	$S_x$	$S_y$	$R_x$	$R_y$	$\beta$	J	Cw	$Z_x$
51.5081	7.96	16.1593	6.36875	2.318	0.9396	-1.999	4.809	1.06	5.074

The following chart is for estimating purposes only. Site specific conditions and frame configurations can have a significant affect on the structural capacity of the framing system. Consult a PE for approval. This frame assumes at least 4 midspan horizontals or antibuckling clips. Maximum vertical spacing between horizontals is 10 feet maximum.



Extrusion:

**E55TB263**

System:


400T

Typical Use:

Vertical/Horizontal

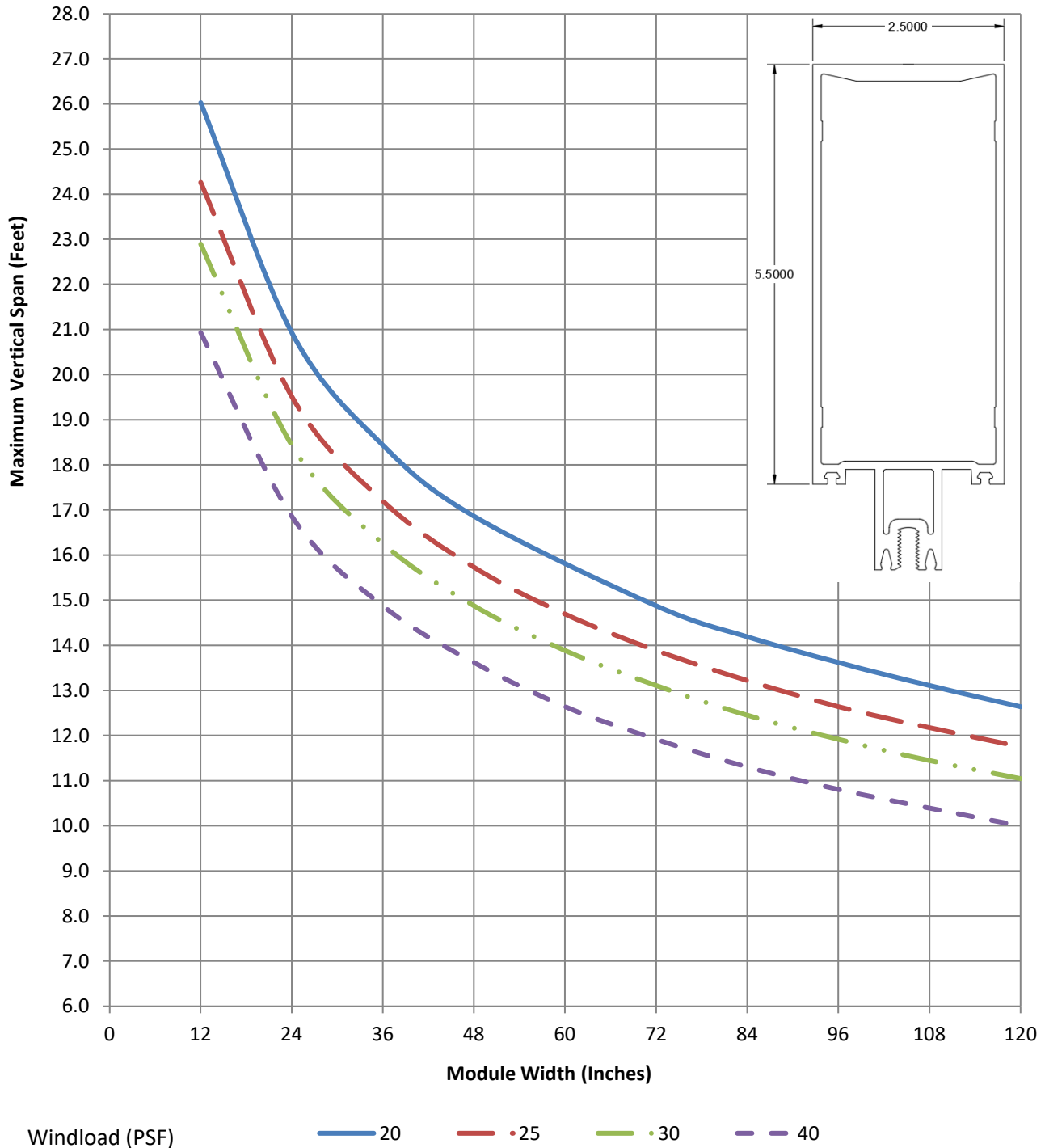
Alloy:

6063 T6



Section Properties									
$I_x$	$I_y$	$S_x$	$S_y$	$R_x$	$R_y$	$\beta$	J	Cw	Zx
13.33	2.136	4.091	1.709	2.311	0.925	-0.9913	5.132	2.094	5.222

The following chart is for estimating purposes only. Site specific conditions and frame configurations can have a significant affect on the structural capacity of the framing system. Consult a PE for approval. This frame assumes at least 4 midspan horizontals or antibuckling clips. Maximum vertical spacing between horizontals is 10 feet maximum.



Extrusion:

**E55TB263 with P6620D\_P6621D**

System:


400T

Typical Use:

Vertical/Horizontal

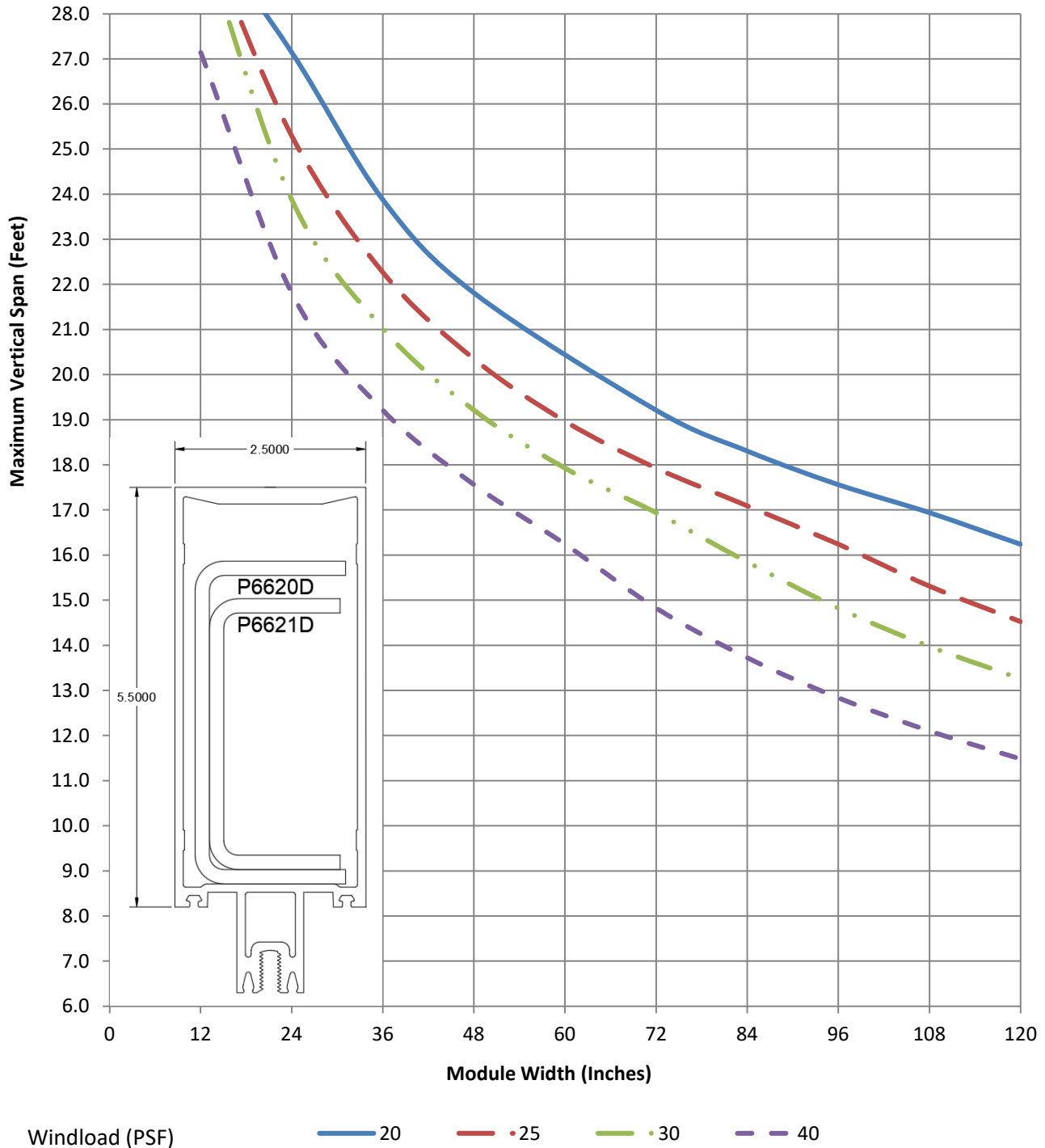
Alloy:

6063 T6



Section Properties									
$I_x$	$I_y$	$S_x$	$S_y$	$R_x$	$R_y$	$\beta$	J	Cw	$Z_x$
30.4458	3.6846	9.34387	2.94803	2.311	0.925	-0.9913	5.132	2.094	5.222

The following chart is for estimating purposes only. Site specific conditions and frame configurations can have a significant affect on the structural capacity of the framing system. Consult a PE for approval. This frame assumes at least 4 midspan horizontals or antibuckling clips. Maximum vertical spacing between horizontals is 10 feet maximum.



Extrusion:

**E55TB263 with 1-3/4" x 4-1/2" Bar**

System:


400T

Typical Use:

Vertical/Horizontal

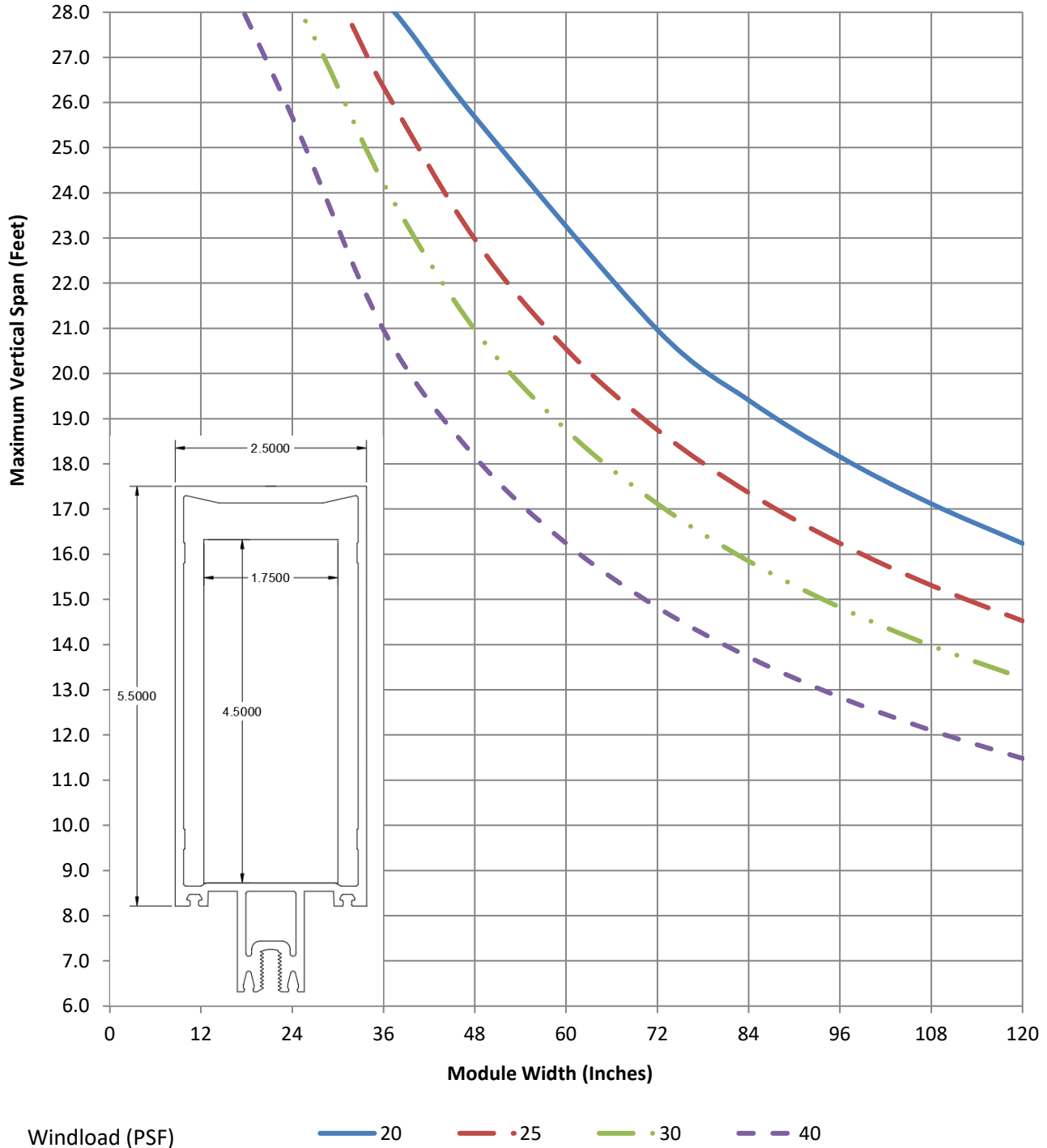
Alloy:

6063 T6



Section Properties									
$I_x$	$I_y$	$S_x$	$S_y$	$R_x$	$R_y$	$\beta$	J	Cw	Zx
51.8681	7.965	15.9184	6.37275	2.311	0.925	-0.9913	5.132	2.094	5.222

The following chart is for estimating purposes only. Site specific conditions and frame configurations can have a significant affect on the structural capacity of the framing system. Consult a PE for approval. This frame assumes at least 4 midspan horizontals or antibuckling clips. Maximum vertical spacing between horizontals is 10 feet maximum.



Extrusion:

**E55TB302**

System:


400T

Typical Use:

Vertical/Horizontal

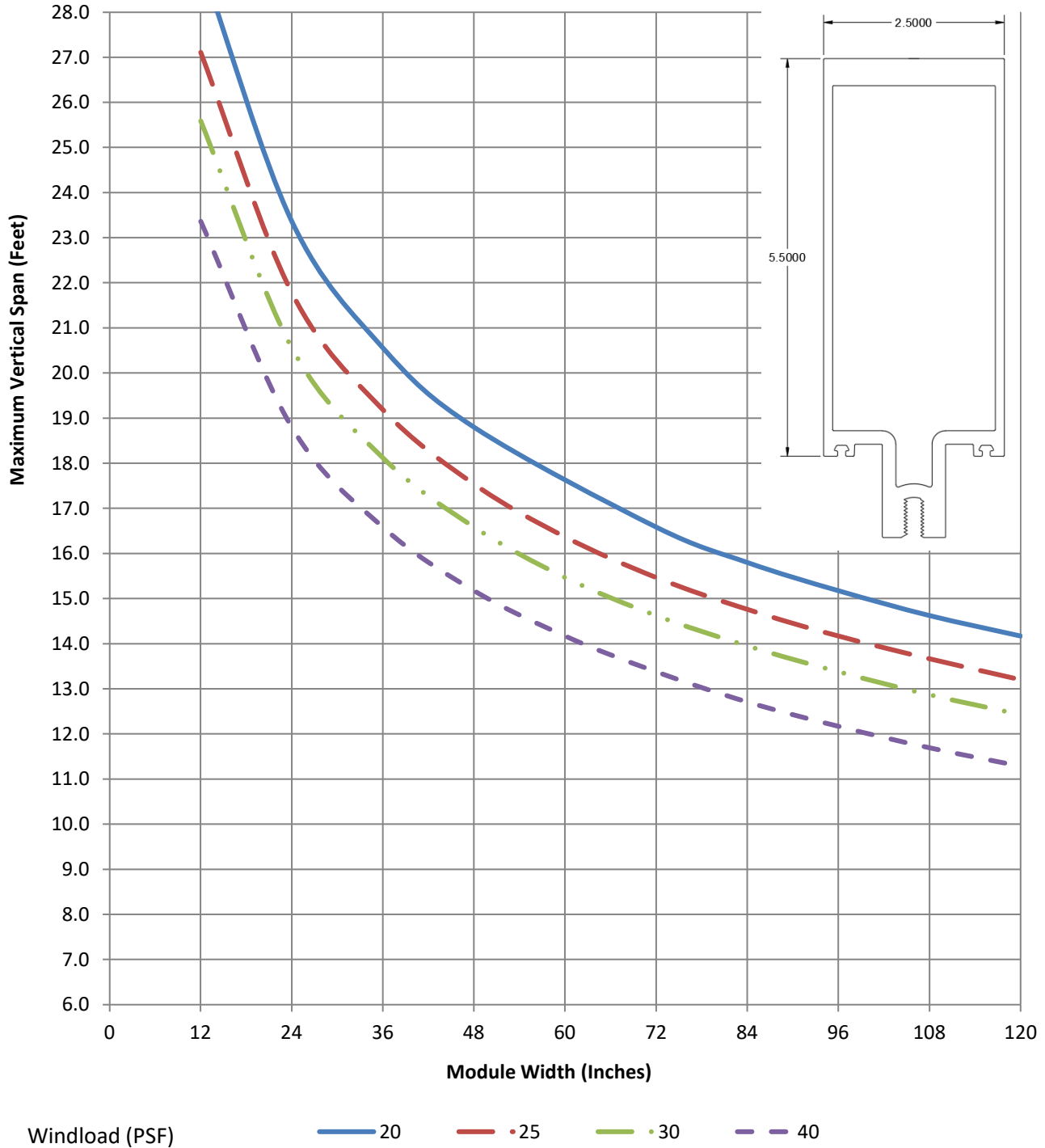
Alloy:

6063 T6



Section Properties									
$I_x$	$I_y$	$S_x$	$S_y$	$R_x$	$R_y$	$\beta$	J	Cw	Zx
18.93	2.59	6.109	2.072	2.392	0.8846	-1.498	6.176	3.439	7.306

The following chart is for estimating purposes only. Site specific conditions and frame configurations can have a significant affect on the structural capacity of the framing system. Consult a PE for approval. This frame assumes at least 4 midspan horizontals or antibuckling clips. Maximum vertical spacing between horizontals is 10 feet maximum.



Extrusion:

**E55TB302 with P6620D\_P6621D**

System:


400T

Typical Use:

Vertical/Horizontal

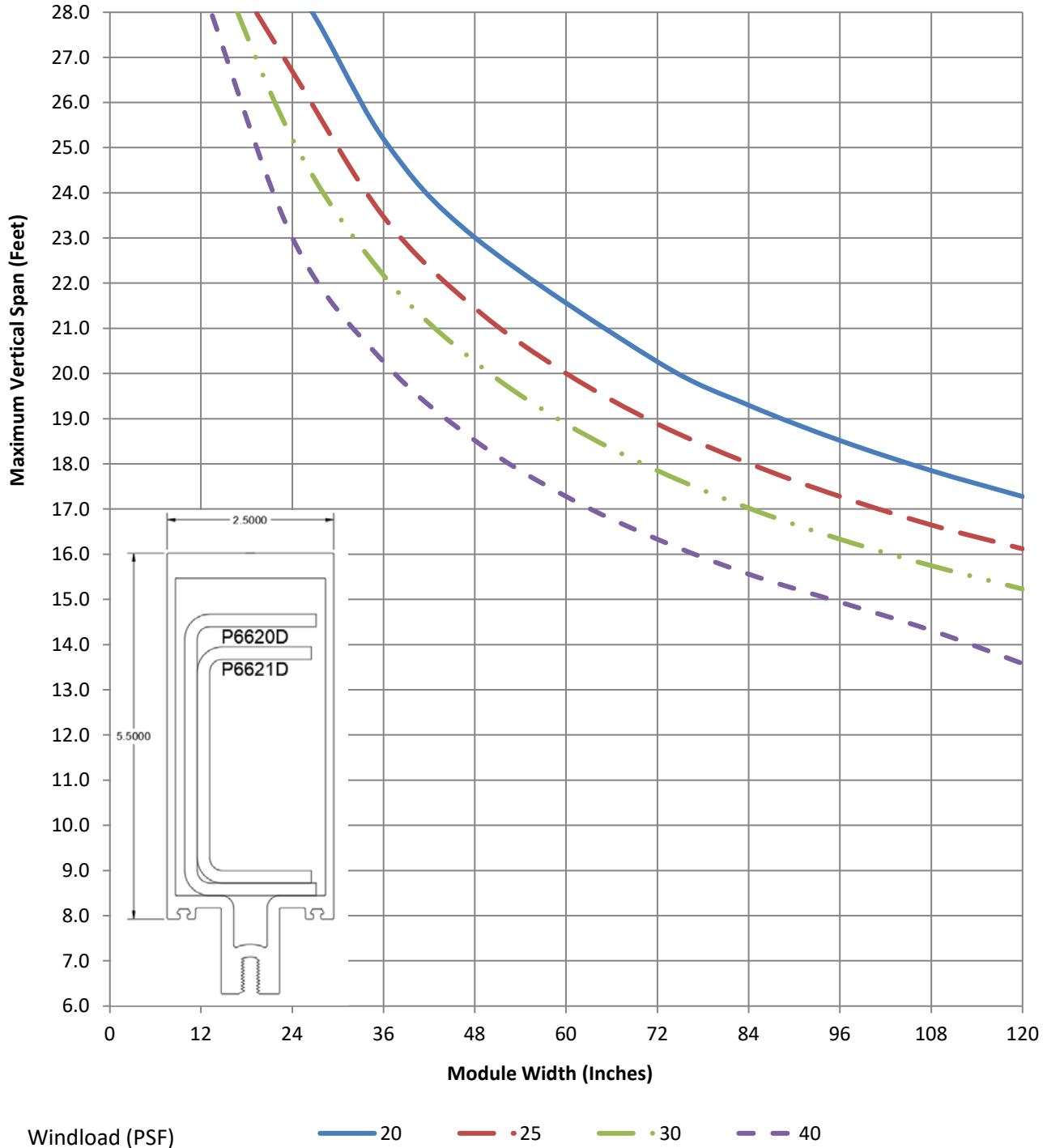
Alloy:

6063 T6



Section Properties									
$I_x$	$I_y$	$S_x$	$S_y$	$R_x$	$R_y$	$\beta$	J	Cw	Zx
36.0458	4.1386	11.6325	3.31088	2.392	0.8846	-1.498	6.176	3.439	7.306

The following chart is for estimating purposes only. Site specific conditions and frame configurations can have a significant affect on the structural capacity of the framing system. Consult a PE for approval. This frame assumes at least 4 midspan horizontals or antibuckling clips. Maximum vertical spacing between horizontals is 10 feet maximum.





Extrusion:

**E55TB302 with 1-3/4" x 4-1/4" Bar**

System:


400T

Typical Use:

Vertical/Horizontal

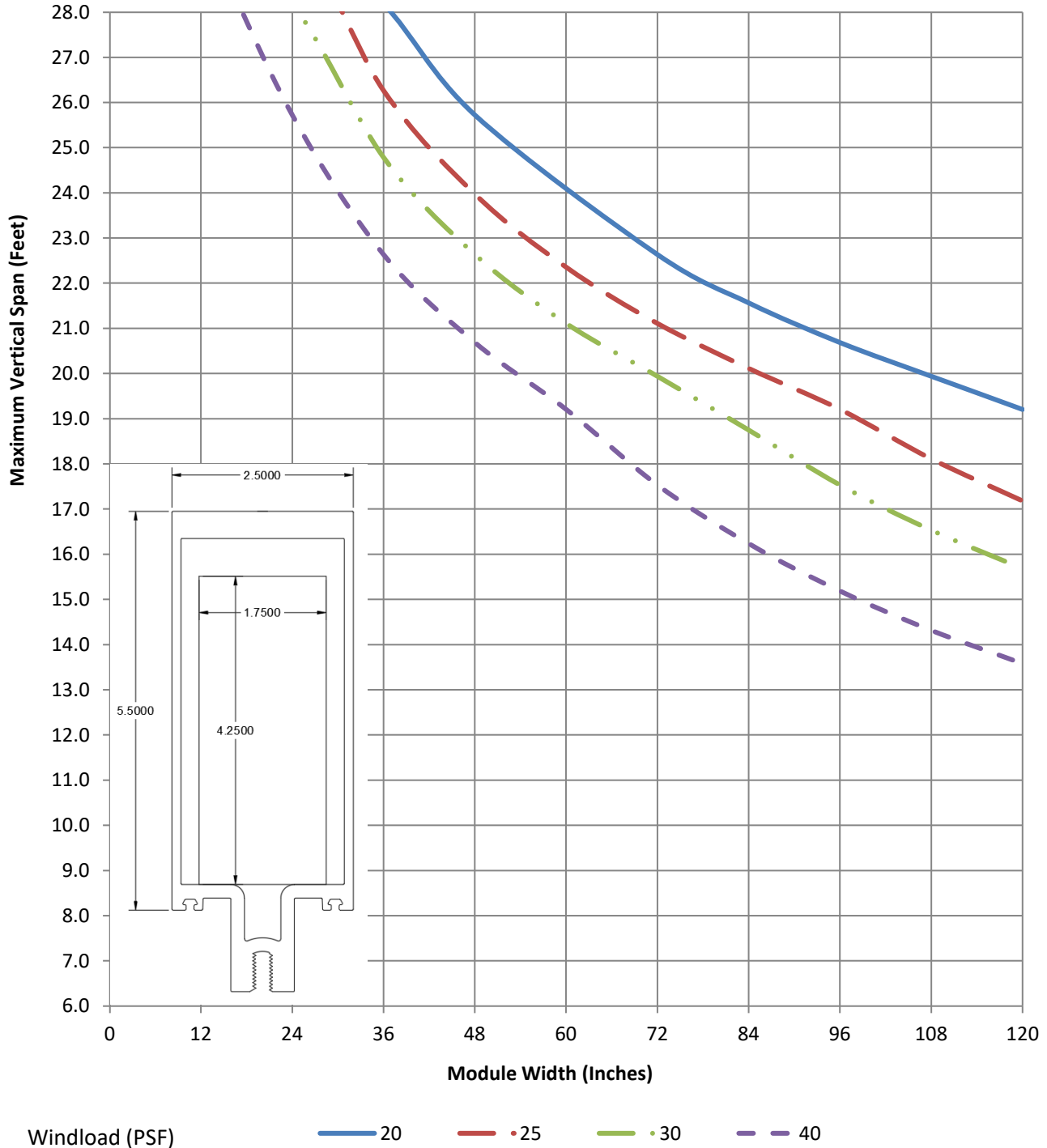
Alloy:

6063 T6



Section Properties									
$I_x$	$I_y$	$S_x$	$S_y$	$R_x$	$R_y$	$\beta$	J	Cw	$Z_x$
51.39546	8.09452	16.5861	6.47562	2.392	0.8846	-1.498	6.176	3.439	7.306

The following chart is for estimating purposes only. Site specific conditions and frame configurations can have a significant affect on the structural capacity of the framing system. Consult a PE for approval. This frame assumes at least 4 midspan horizontals or antibuckling clips. Maximum vertical spacing between horizontals is 10 feet maximum.



Extrusion:

**E55TB121**

System:


400T

Typical Use:

Mullion 4" x 5-1/2" 400 Series Curtainwall

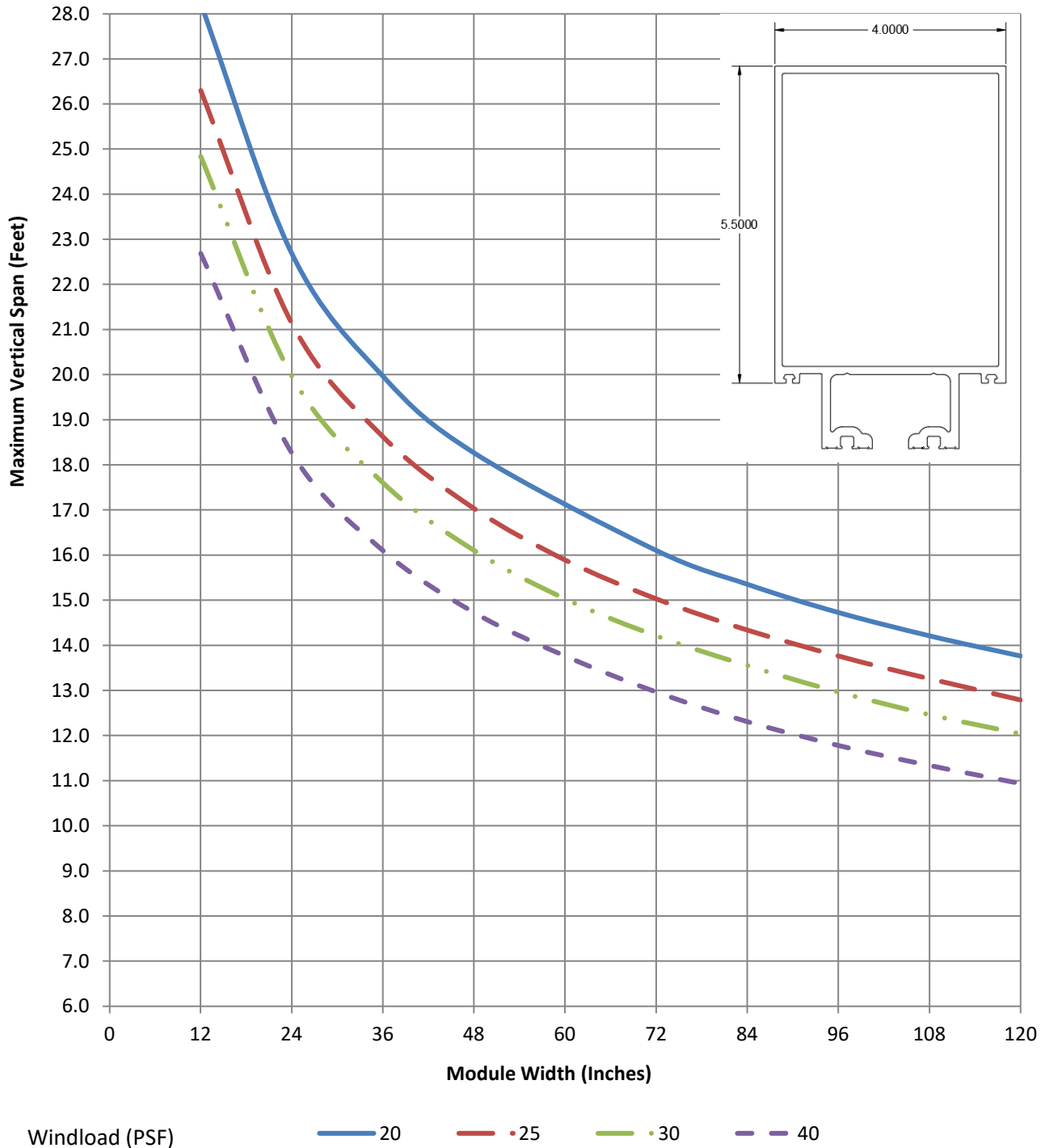
Alloy:

6063 T6



Section Properties									
$I_x$	$I_y$	$S_x$	$S_y$	$R_x$	$R_y$	$\beta$	J	Cw	Zx
17.23	7.123	4.739	3.561	2.332	1.5	-0.7211	11.7	2.859	6.485

The following chart is for estimating purposes only. Site specific conditions and frame configurations can have a significant affect on the structural capacity of the framing system. Consult a PE for approval. This frame assumes at least 4 midspan horizontals or antibuckling clips. Maximum vertical spacing between horizontals is 10 feet maximum.



Extrusion:

**E55TB121 with P6620E\_P6621E**

System:


400T

Typical Use:

Mullion 4" x 5-1/2" 400 Series Curtainwall

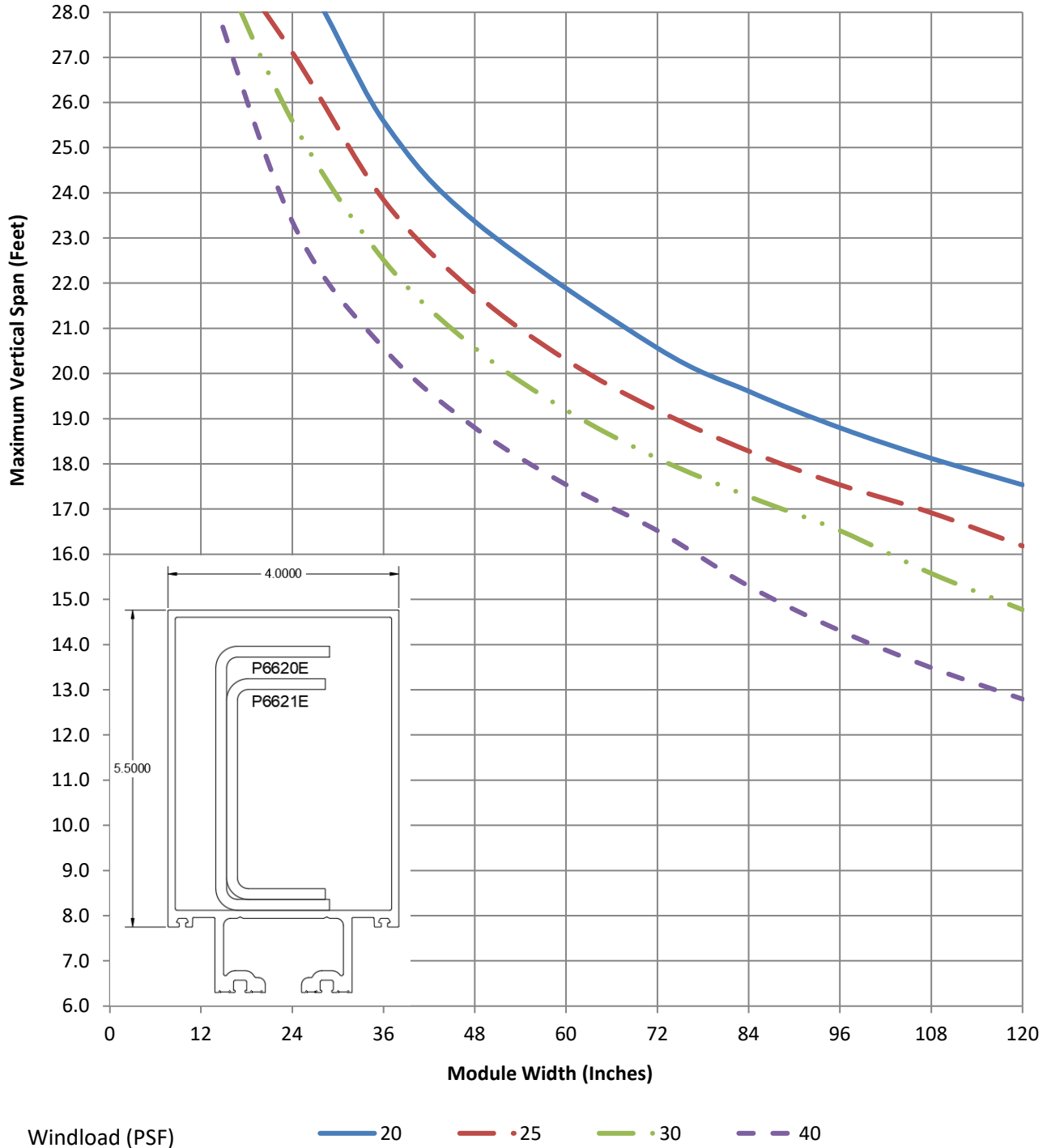
Alloy:

6063 T6



Section Properties									
$I_x$	$I_y$	$S_x$	$S_y$	$R_x$	$R_y$	$\beta$	J	Cw	Zx
37.8664	8.8282	10.4149	4.41348	2.332	1.5	-0.7211	11.7	2.859	6.485

The following chart is for estimating purposes only. Site specific conditions and frame configurations can have a significant affect on the structural capacity of the framing system. Consult a PE for approval. This frame assumes at least 4 midspan horizontals or antibuckling clips. Maximum vertical spacing between horizontals is 10 feet maximum.



Extrusion:

**E55TB121 with 3-1/4" x 4-1/2" Bar**

System:


400T

Typical Use:

Mullion 4" x 5-1/2" 400 Series Curtainwall

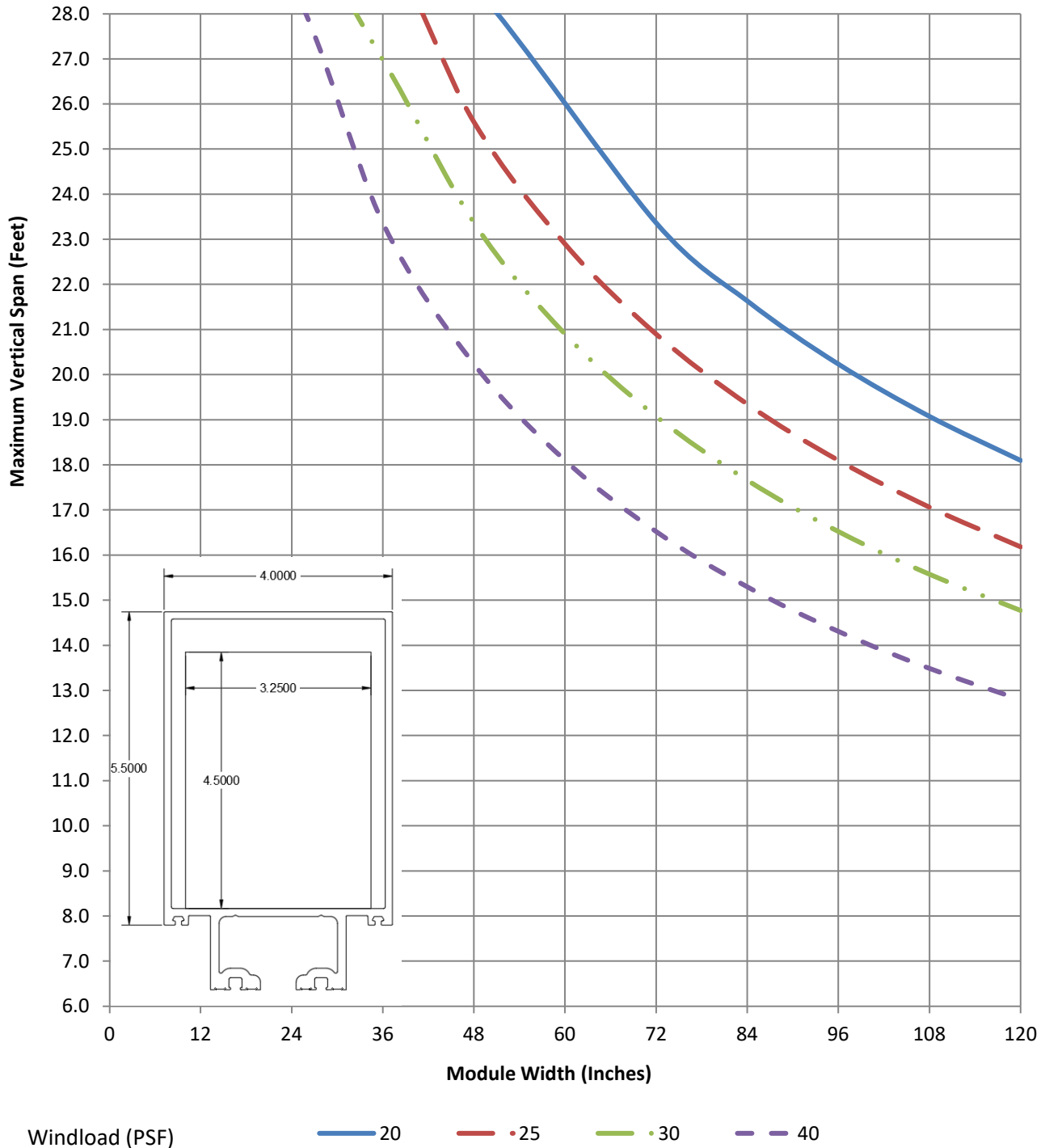
Alloy:

6063 T6



Section Properties									
$I_x$	$I_y$	$S_x$	$S_y$	$R_x$	$R_y$	$\beta$	J	Cw	Zx
88.80109	44.4548	24.4242	22.2243	2.332	1.5	-0.7211	11.7	2.859	6.485

The following chart is for estimating purposes only. Site specific conditions and frame configurations can have a significant affect on the structural capacity of the framing system. Consult a PE for approval. This frame assumes at least 4 midspan horizontals or antibuckling clips. Maximum vertical spacing between horizontals is 10 feet maximum.



Extrusion:

**E6TB140**

System:


400T

Typical Use:

SSG Vertical/Horizontal

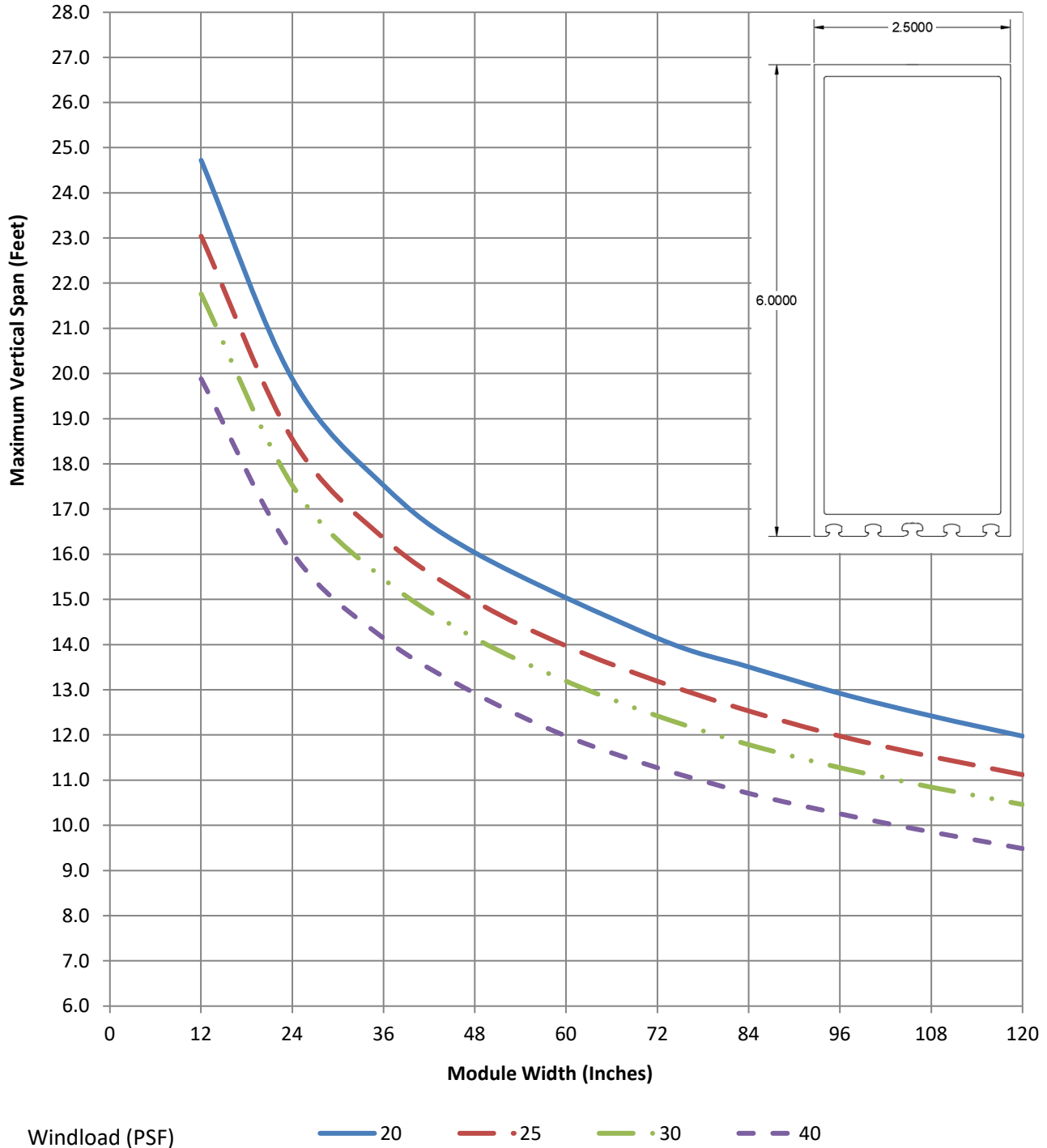
Alloy:

6063 T6



Section Properties									
$I_x$	$I_y$	$S_x$	$S_y$	$R_x$	$R_y$	$\beta$	J	Cw	Zx
11.33	2.462	3.566	1.969	2.204	1.027	0.0042	6.165	2.344	4.626

The following chart is for estimating purposes only. Site specific conditions and frame configurations can have a significant affect on the structural capacity of the framing system. Consult a PE for approval. This frame assumes at least 4 midspan horizontals or antibuckling clips. Maximum vertical spacing between horizontals is 10 feet maximum.



Extrusion:

**E6TB140 with P6620E\_P6621E**

System:


400T

Typical Use:

SSG Vertical/Horizontal

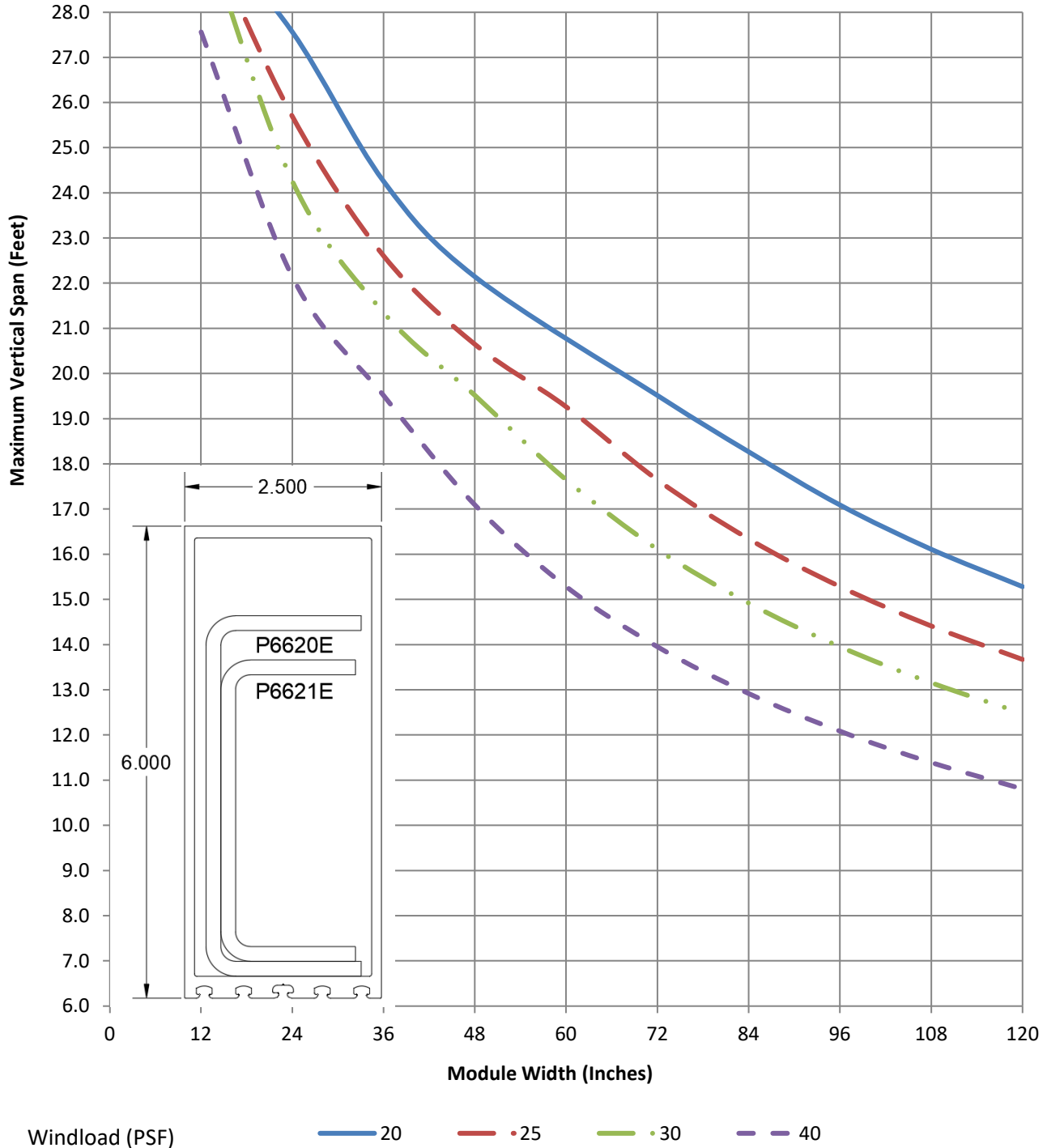
Alloy:

6063 T6



Section Properties									
$I_x$	$I_y$	$S_x$	$S_y$	$R_x$	$R_y$	$\beta$	J	Cw	Zx
31.9664	4.1672	10.0611	3.33274	2.204	1.027	0.0042	6.165	2.344	4.626

The following chart is for estimating purposes only. Site specific conditions and frame configurations can have a significant affect on the structural capacity of the framing system. Consult a PE for approval. This frame assumes at least 4 midspan horizontals or antibuckling clips. Maximum vertical spacing between horizontals is 10 feet maximum.



Extrusion:

**E6TB140 with 1-3/4" x 5" Bar**

System:


400T

Typical Use:

SSG Vertical/Horizontal

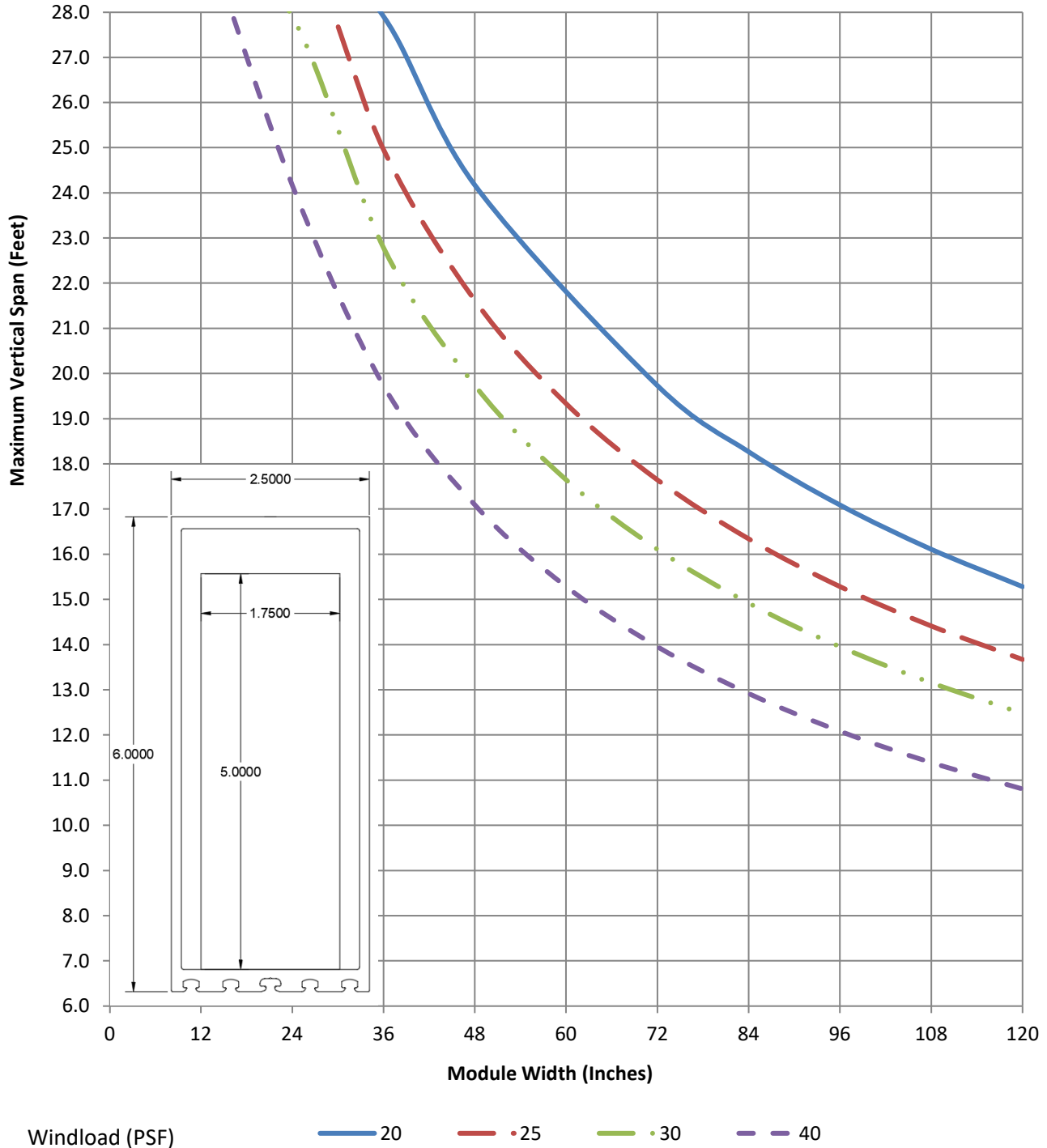
Alloy:

6063 T6



Section Properties									
$I_x$	$I_y$	$S_x$	$S_y$	$R_x$	$R_y$	$\beta$	J	Cw	Zx
64.1941	8.9377	20.2044	7.14798	2.204	1.027	0.0042	6.165	2.344	4.626

The following chart is for estimating purposes only. Site specific conditions and frame configurations can have a significant affect on the structural capacity of the framing system. Consult a PE for approval. This frame assumes at least 4 midspan horizontals or antibuckling clips. Maximum vertical spacing between horizontals is 10 feet maximum.



Extrusion:

**E6TB02**

System:


400T

Typical Use:

Vertical/Horizontal

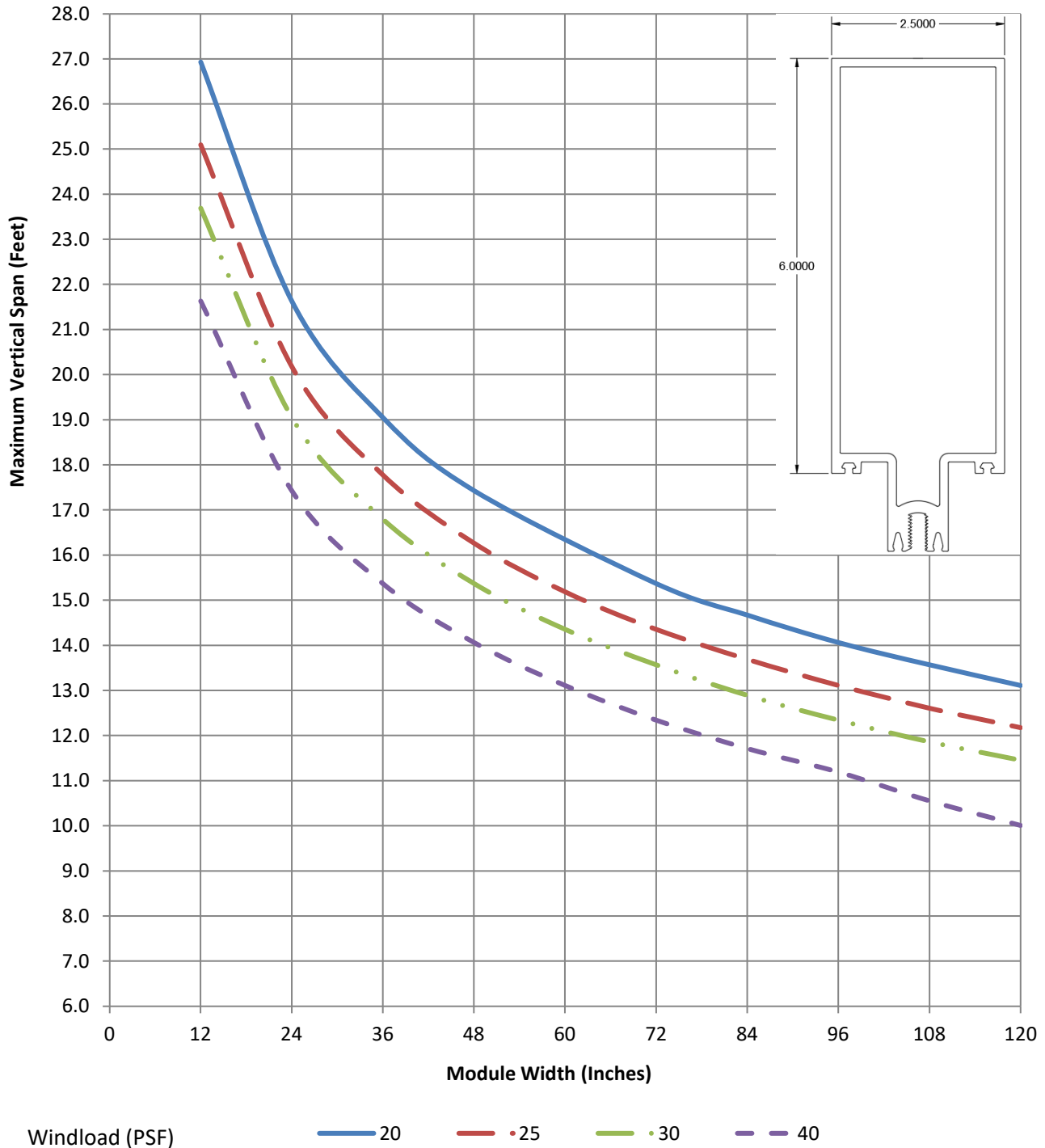
Alloy:

6063 T6



Section Properties									
$I_x$	$I_y$	$S_x$	$S_y$	$R_x$	$R_y$	$\beta$	J	Cw	Zx
14.83	2.458	3.969	1.967	2.386	0.9712	-0.9782	5.938	1.559	5.53

The following chart is for estimating purposes only. Site specific conditions and frame configurations can have a significant affect on the structural capacity of the framing system. Consult a PE for approval. This frame assumes at least 4 midspan horizontals or antibuckling clips. Maximum vertical spacing between horizontals is 10 feet maximum.





Extrusion:

**E6TB02 with P6620E\_P6621E**

System:


400T

Typical Use:

Vertical/Horizontal

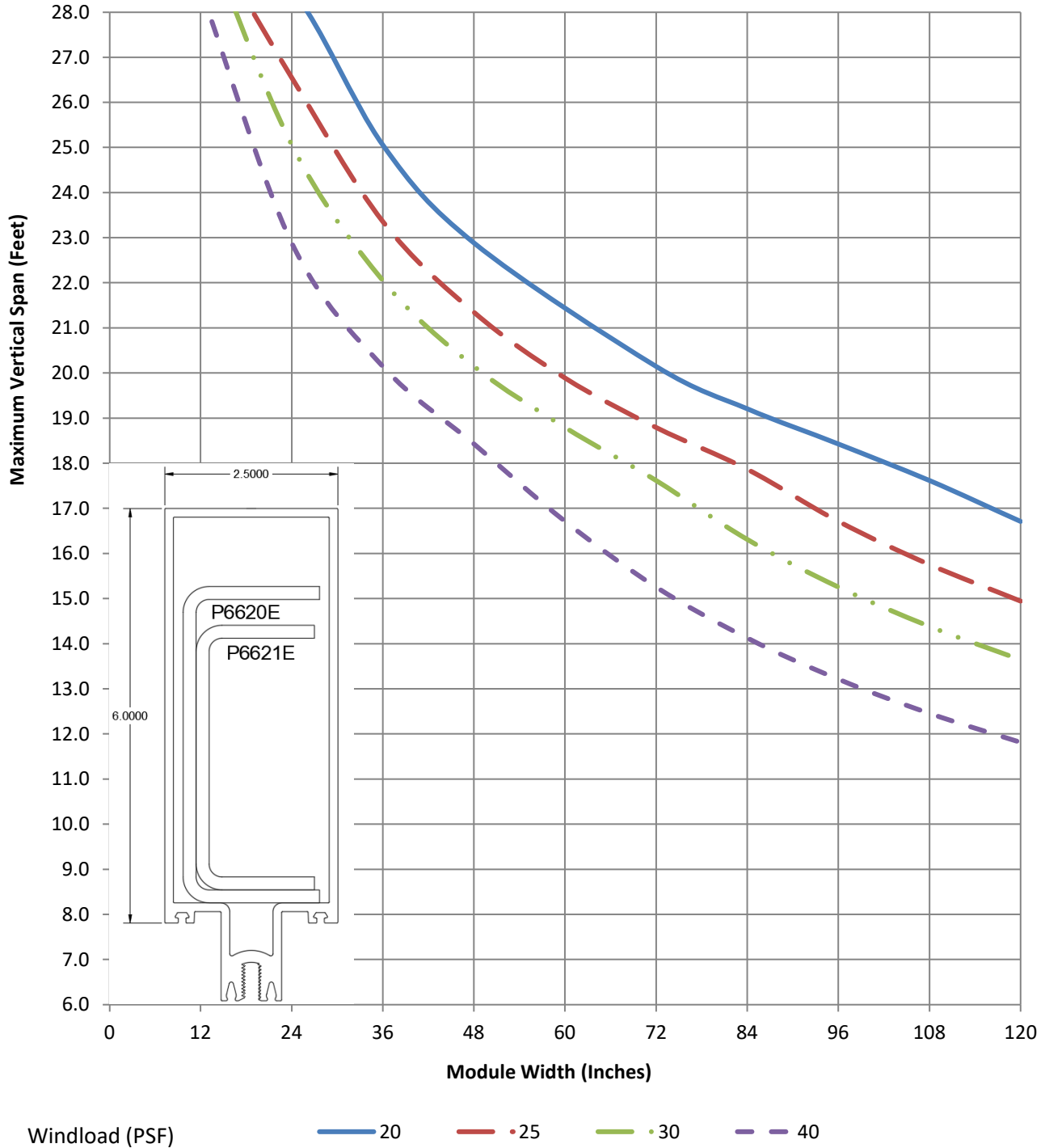
Alloy:

6063 T6



Section Properties									
$I_x$	$I_y$	$S_x$	$S_y$	$R_x$	$R_y$	$\beta$	J	Cw	Zx
35.4664	4.1632	9.49199	3.33158	2.386	0.9712	-0.9782	5.938	1.559	5.53

The following chart is for estimating purposes only. Site specific conditions and frame configurations can have a significant affect on the structural capacity of the framing system. Consult a PE for approval. This frame assumes at least 4 midspan horizontals or antibuckling clips. Maximum vertical spacing between horizontals is 10 feet maximum.



Extrusion:

**E6TB02 with 1-3/4" x 5" Bar**

System:


400T

Typical Use:

Vertical/Horizontal

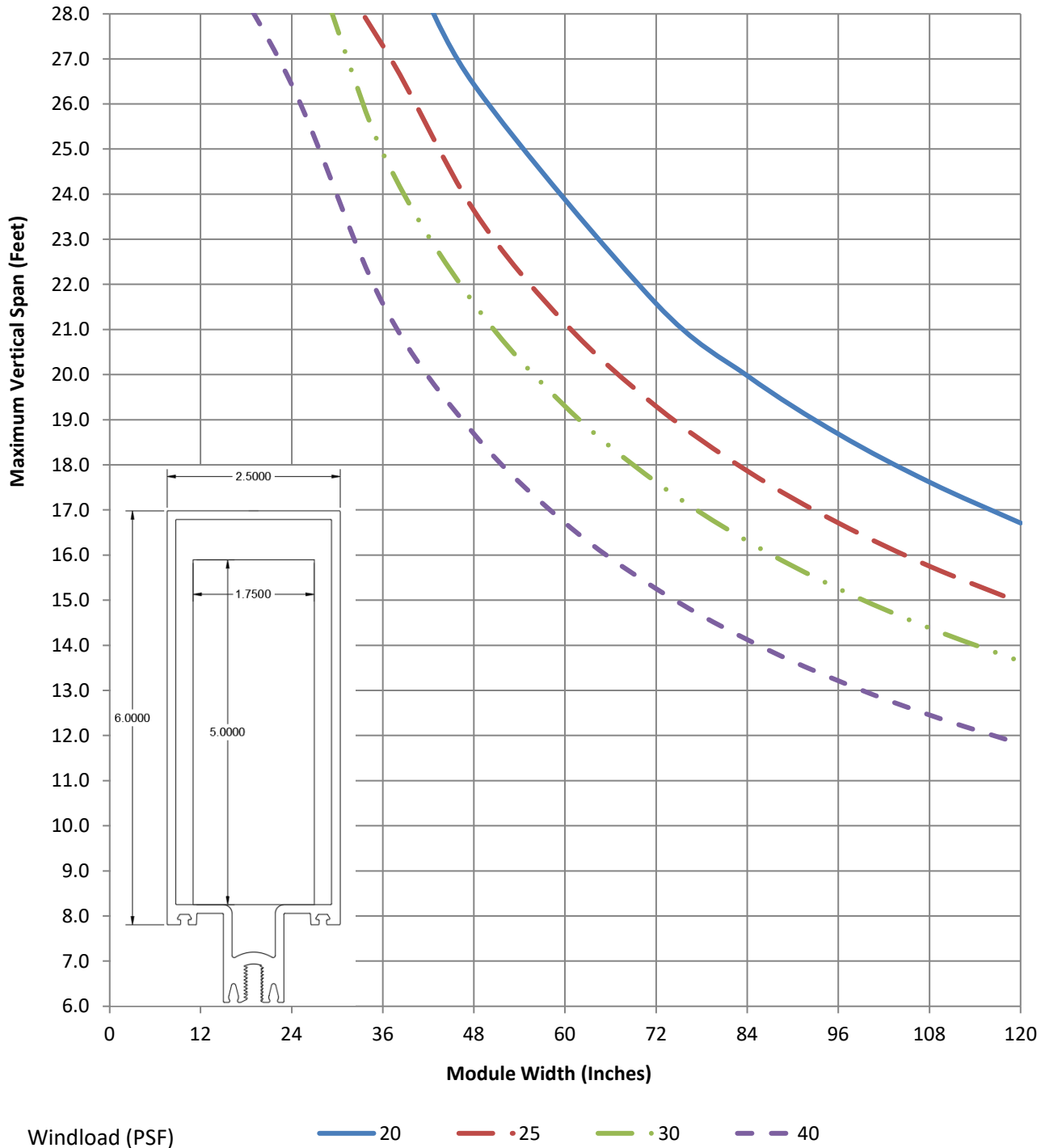
Alloy:

6063 T6



Section Properties									
$I_x$	$I_y$	$S_x$	$S_y$	$R_x$	$R_y$	$\beta$	J	Cw	$Z_x$
67.6941	8.9337	18.1172	7.14914	2.386	0.9712	-0.9782	5.938	1.559	5.53

The following chart is for estimating purposes only. Site specific conditions and frame configurations can have a significant affect on the structural capacity of the framing system. Consult a PE for approval. This frame assumes at least 4 midspan horizontals or antibuckling clips. Maximum vertical spacing between horizontals is 10 feet maximum.



Extrusion:

**E6TB263**

System:


400T

Typical Use:

Vertical/Horizontal

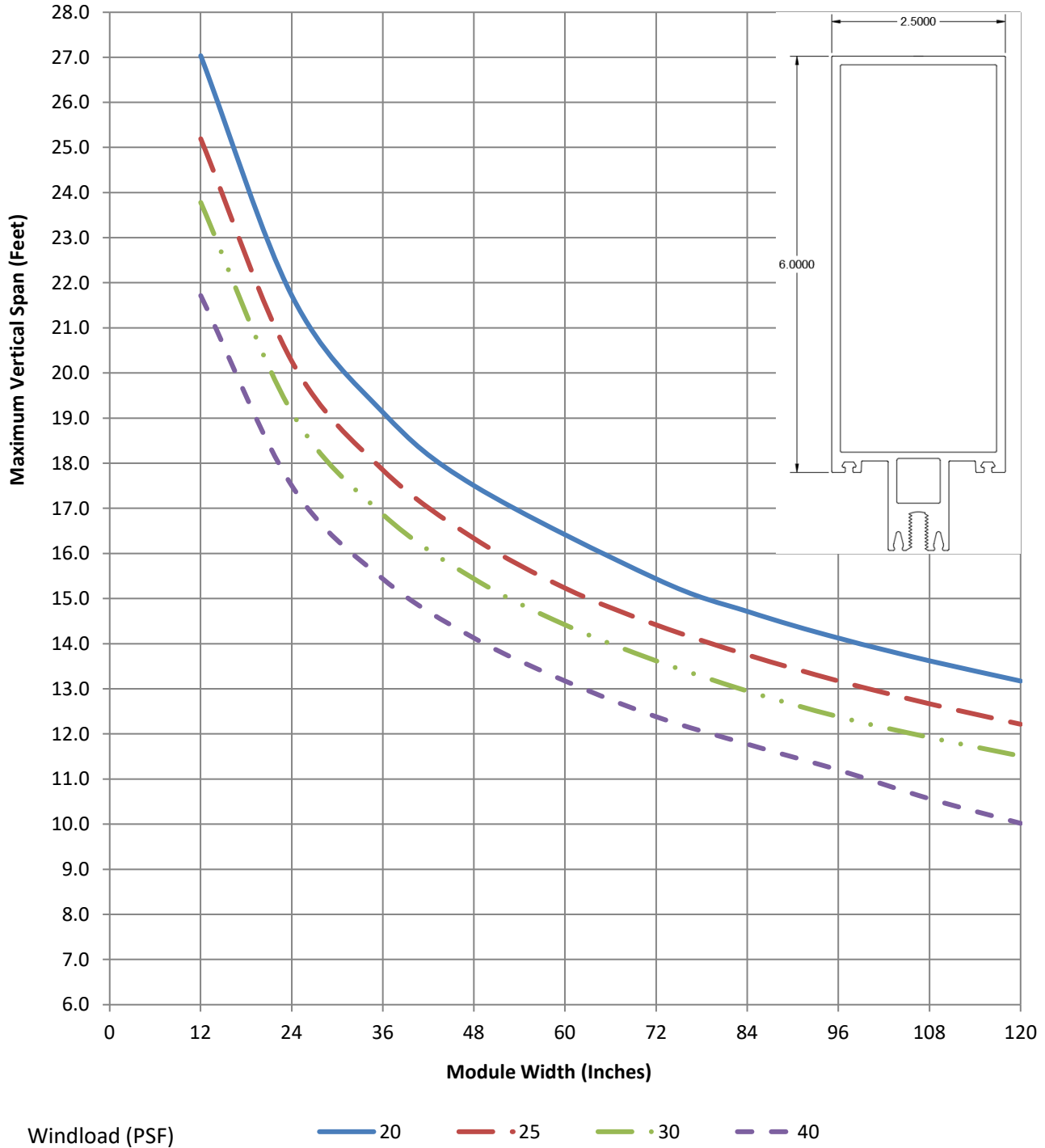
Alloy:

6063 T6



Section Properties									
$I_x$	$I_y$	$S_x$	$S_y$	$R_x$	$R_y$	$\beta$	J	Cw	Zx
15.02	2.46	3.977	1.968	2.376	0.9615	-0.3538	6.116	2.2	5.612

The following chart is for estimating purposes only. Site specific conditions and frame configurations can have a significant affect on the structural capacity of the framing system. Consult a PE for approval. This frame assumes at least 4 midspan horizontals or antibuckling clips. Maximum vertical spacing between horizontals is 10 feet maximum.



Extrusion:

**E6TB263 with P6620E\_P6621E**

System:


400T

Typical Use:

Vertical/Horizontal

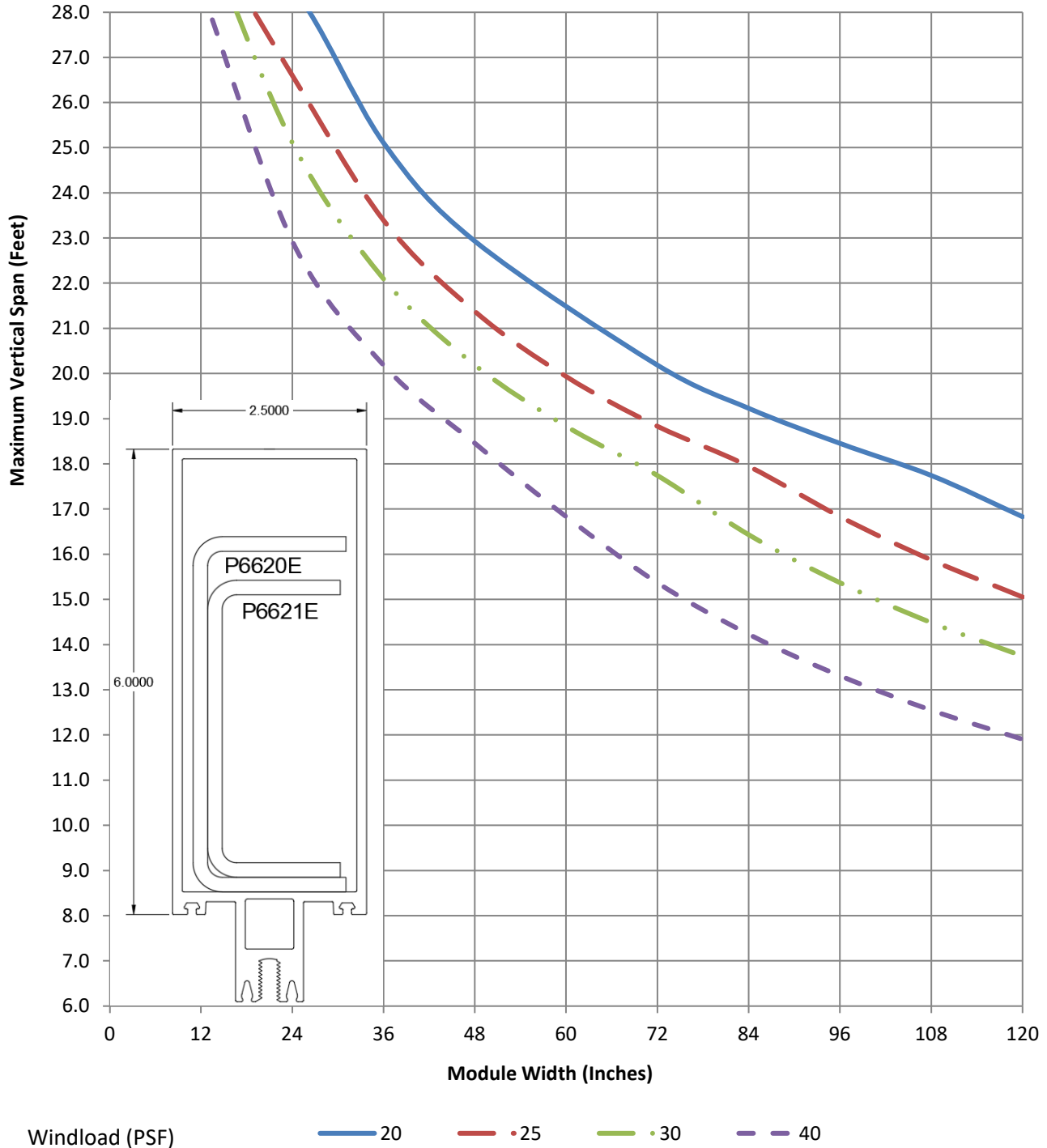
Alloy:

6063 T6



Section Properties									
$I_x$	$I_y$	$S_x$	$S_y$	$R_x$	$R_y$	$\beta$	J	Cw	Zx
35.6564	4.1652	9.44111	3.33216	2.376	0.9615	-0.3538	6.116	2.2	5.612

The following chart is for estimating purposes only. Site specific conditions and frame configurations can have a significant affect on the structural capacity of the framing system. Consult a PE for approval. This frame assumes at least 4 midspan horizontals or antibuckling clips. Maximum vertical spacing between horizontals is 10 feet maximum.



Extrusion:

**E6TB263 with 1-3/4" x 5" Bar**

System:


400T

Typical Use:

Vertical/Horizontal

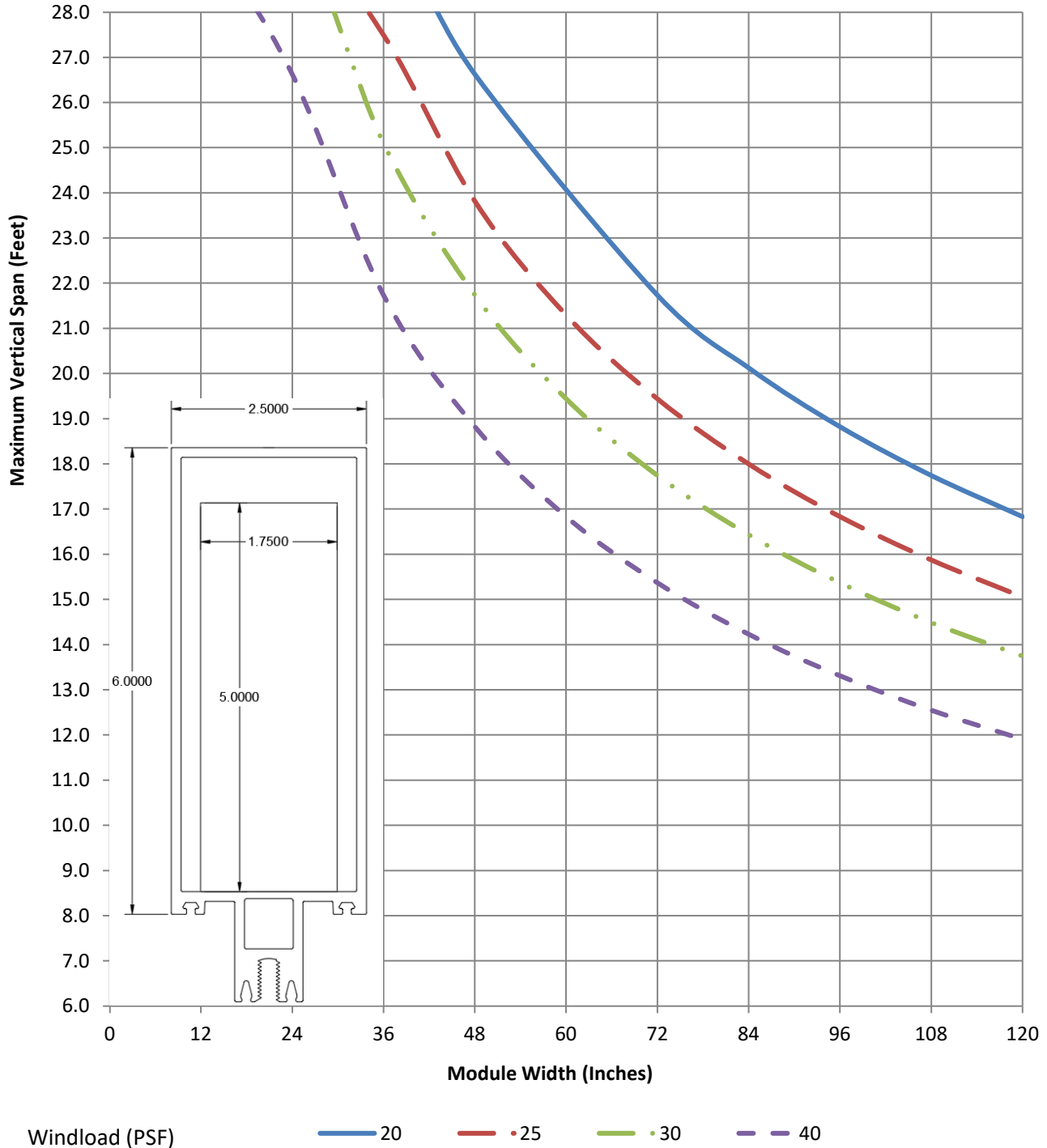
Alloy:

6063 T6



Section Properties									
$I_x$	$I_y$	$S_x$	$S_y$	$R_x$	$R_y$	$\beta$	J	Cw	Zx
67.8841	8.9357	17.9744	7.14856	2.376	0.9615	-0.3538	6.116	2.2	5.612

The following chart is for estimating purposes only. Site specific conditions and frame configurations can have a significant affect on the structural capacity of the framing system. Consult a PE for approval. This frame assumes at least 4 midspan horizontals or antibuckling clips. Maximum vertical spacing between horizontals is 10 feet maximum.



Extrusion:

**E6TB121**

System:


400T

Typical Use:

Mullion 4" x 6" 400 Series Curtainwall

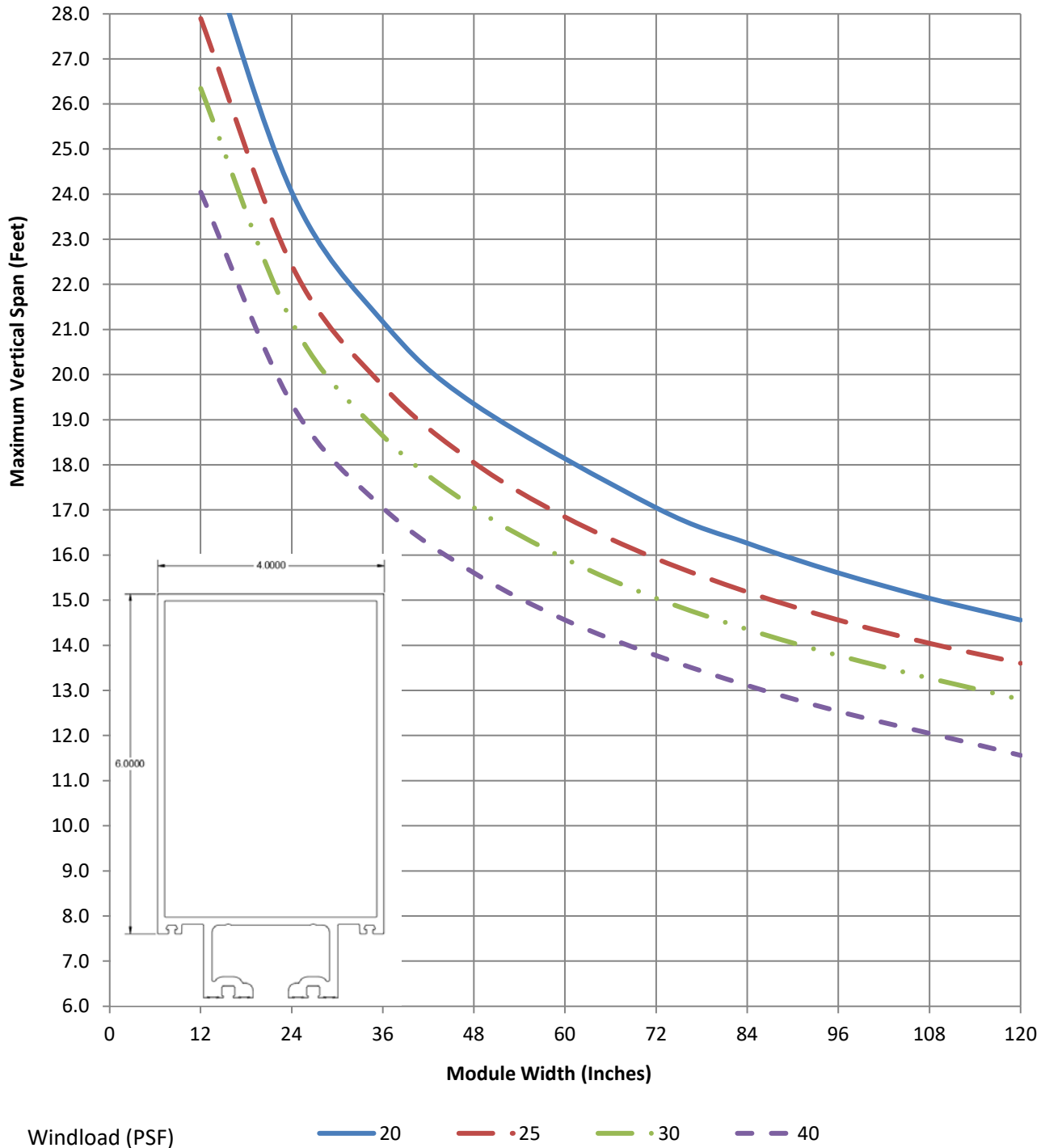
Alloy:

6063 T6



Section Properties									
$I_x$	$I_y$	$S_x$	$S_y$	$R_x$	$R_y$	$\beta$	J	Cw	$Z_x$
20.75	7.59	5.297	3.795	2.511	1.518	-0.6928	13.27	3.399	7.29

The following chart is for estimating purposes only. Site specific conditions and frame configurations can have a significant affect on the structural capacity of the framing system. Consult a PE for approval. This frame assumes at least 4 midspan horizontals or antibuckling clips. Maximum vertical spacing between horizontals is 10 feet maximum.



Extrusion:

**E6TB121 with P6620E\_P6621E**

System:


400T

Typical Use:

Mullion 4" x 6" 400 Series Curtainwall

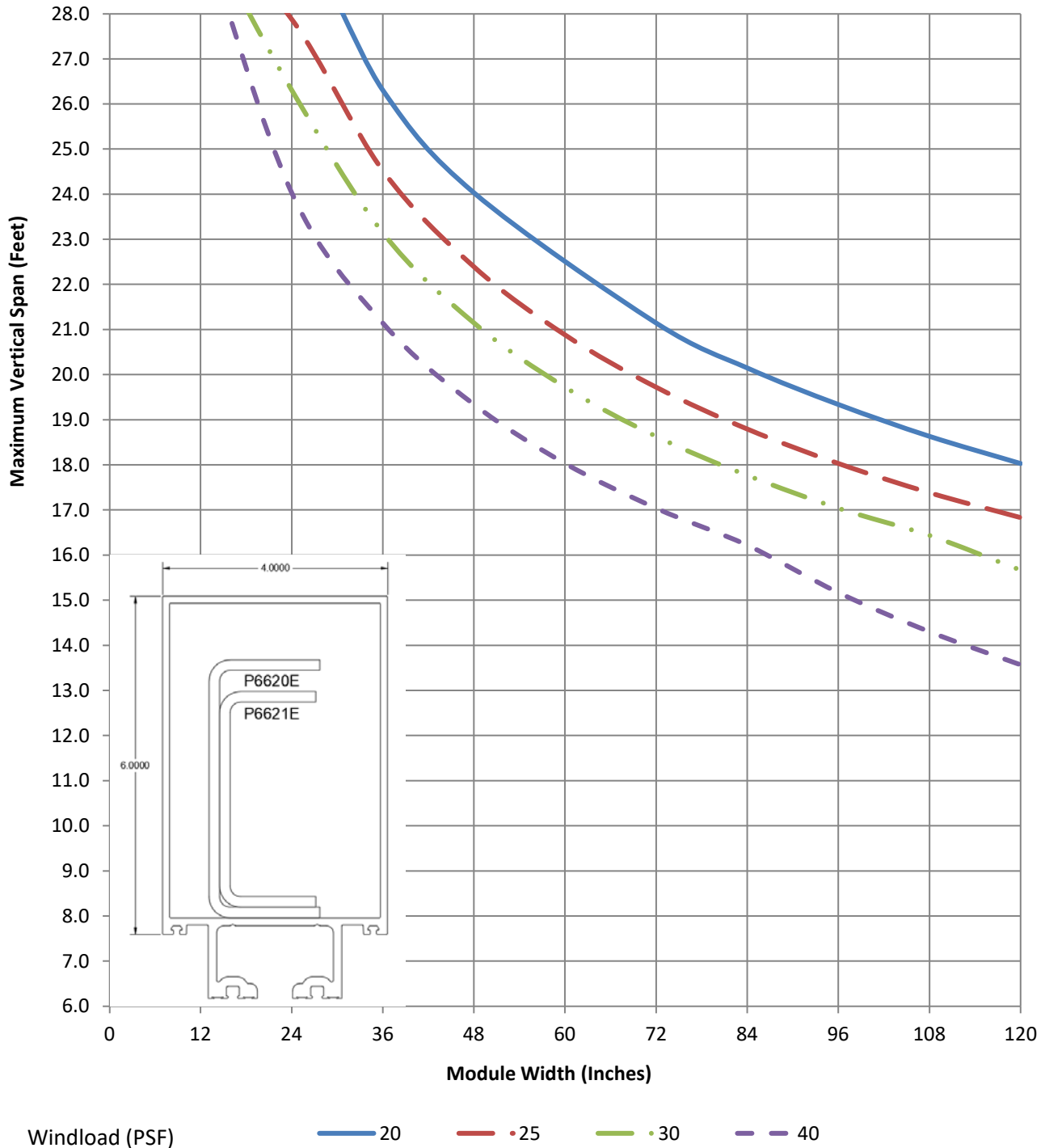
Alloy:

6063 T6



Section Properties									
$I_x$	$I_y$	$S_x$	$S_y$	$R_x$	$R_y$	$\beta$	J	Cw	$Z_x$
41.3864	9.2952	10.565	4.6476	2.511	1.518	-0.6928	13.27	3.399	7.29

The following chart is for estimating purposes only. Site specific conditions and frame configurations can have a significant affect on the structural capacity of the framing system. Consult a PE for approval. This frame assumes at least 4 midspan horizontals or antibuckling clips. Maximum vertical spacing between horizontals is 10 feet maximum.



Extrusion:

**E6TB121 with 3-1/4" x 5" Bar**

System:


400T

Typical Use:

Mullion 4" x 6" 400 Series Curtainwall

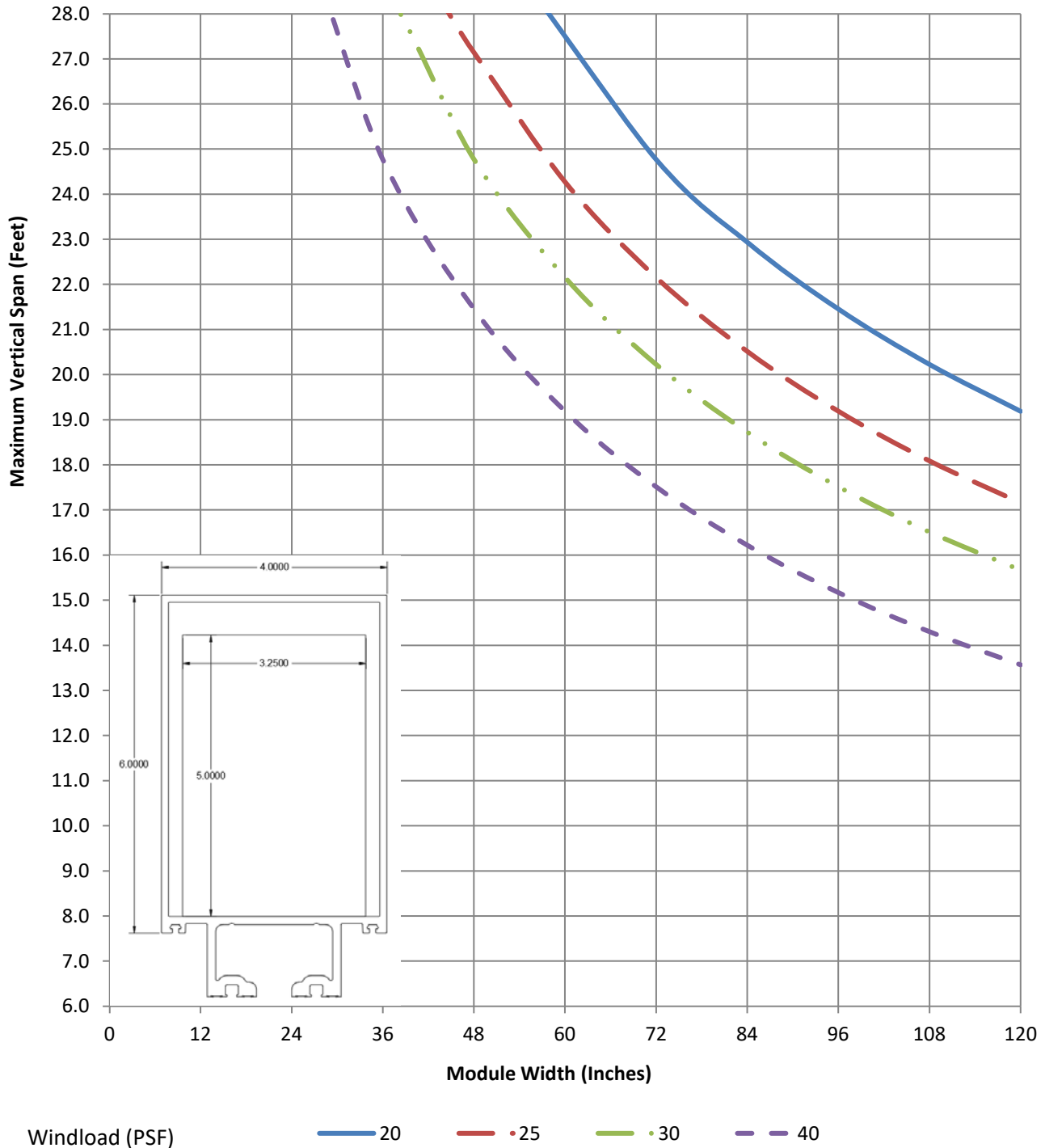
Alloy:

6063 T6



Section Properties									
$I_x$	$I_y$	$S_x$	$S_y$	$R_x$	$R_y$	$\beta$	J	Cw	$Z_x$
118.9271	49.0698	30.3594	24.5349	2.511	1.518	-0.6928	13.27	3.399	7.29

The following chart is for estimating purposes only. Site specific conditions and frame configurations can have a significant affect on the structural capacity of the framing system. Consult a PE for approval. This frame assumes at least 4 midspan horizontals or antibuckling clips. Maximum vertical spacing between horizontals is 10 feet maximum.





Extrusion:

**E7TB140**

System:


400T

Typical Use:

SSG Vertical/Horizontal

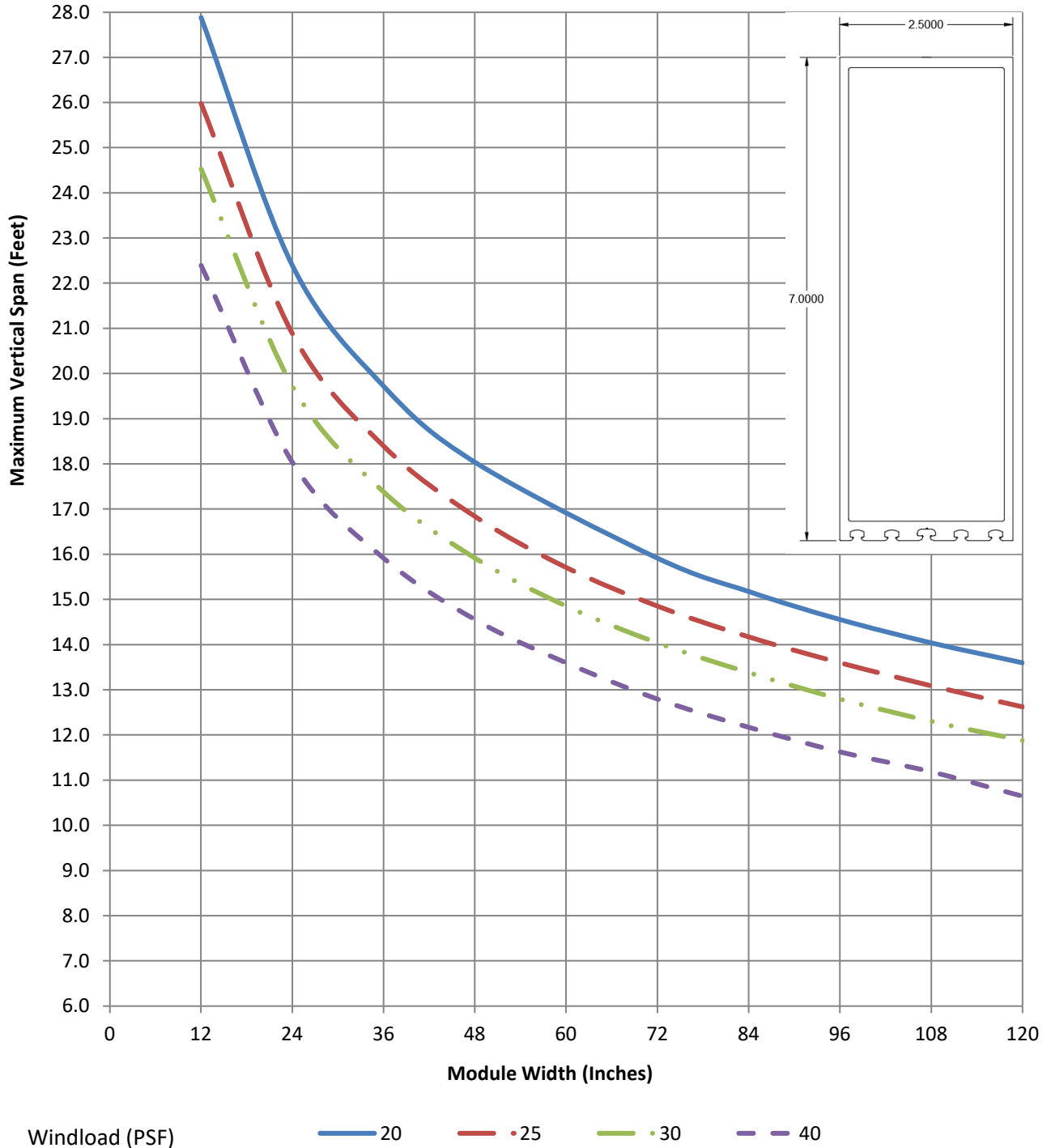
Alloy:

6063 T6



Section Properties									
$I_x$	$I_y$	$S_x$	$S_y$	$R_x$	$R_y$	$\beta$	J	Cw	Zx
16.57	2.814	4.488	2.251	2.532	1.044	-0.0035	7.505	4.461	5.855

The following chart is for estimating purposes only. Site specific conditions and frame configurations can have a significant affect on the structural capacity of the framing system. Consult a PE for approval. This frame assumes at least 4 midspan horizontals or antibuckling clips. Maximum vertical spacing between horizontals is 10 feet maximum.



Extrusion:

**E7TB140 with P6620F\_P6621F**

System:


400T

Typical Use:

SSG Vertical/Horizontal

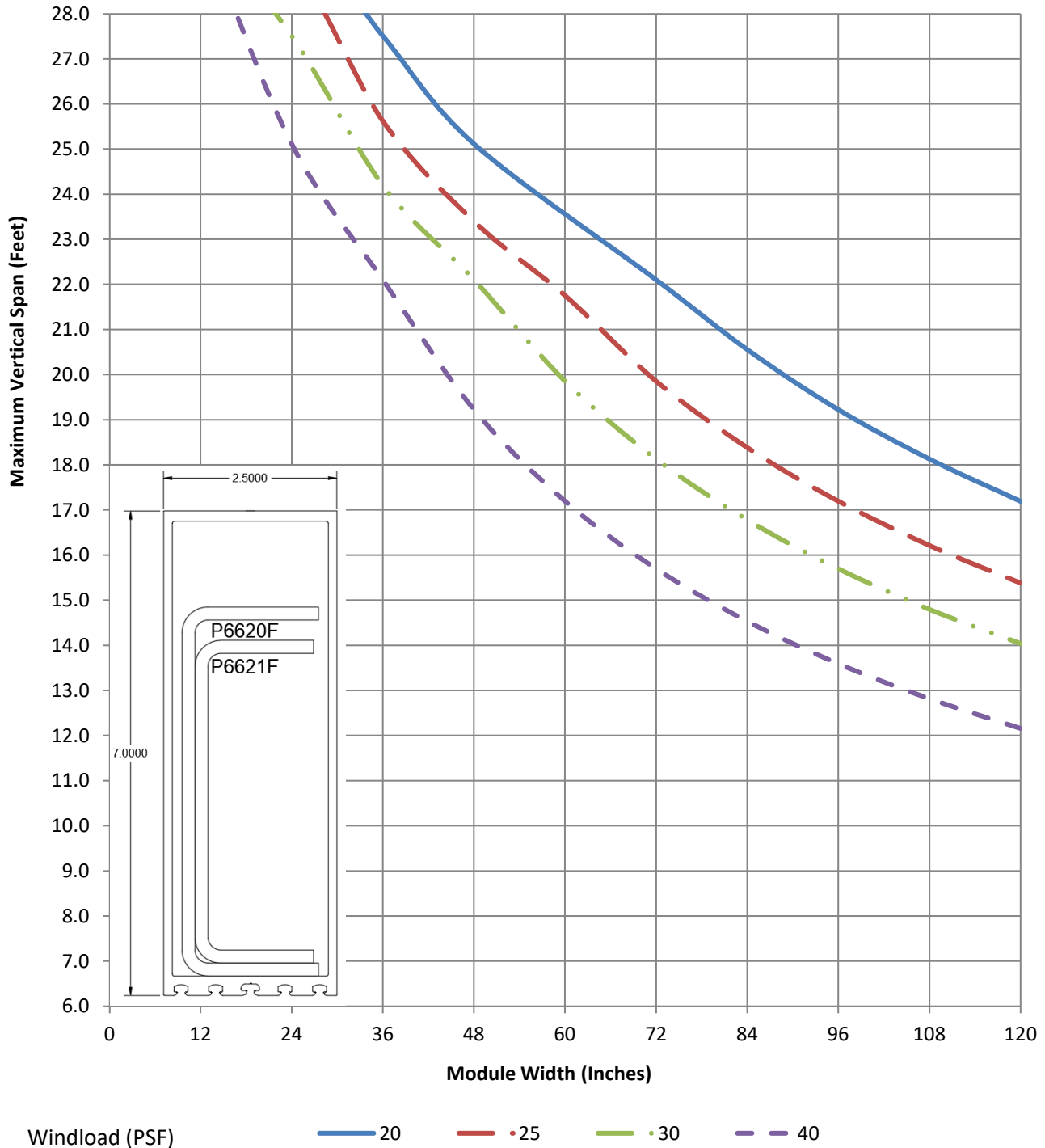
Alloy:

6063 T6



Section Properties									
$I_x$	$I_y$	$S_x$	$S_y$	$R_x$	$R_y$	$\beta$	J	Cw	Zx
47.5884	4.8672	12.8894	3.89341	2.532	1.044	-0.0035	7.505	4.461	5.855

The following chart is for estimating purposes only. Site specific conditions and frame configurations can have a significant affect on the structural capacity of the framing system. Consult a PE for approval. This frame assumes at least 4 midspan horizontals or antibuckling clips. Maximum vertical spacing between horizontals is 10 feet maximum.



Extrusion:

**E7TB140 with 1-3/4" x 6" Bar**

System:


400T

Typical Use:

SSG Vertical/Horizontal

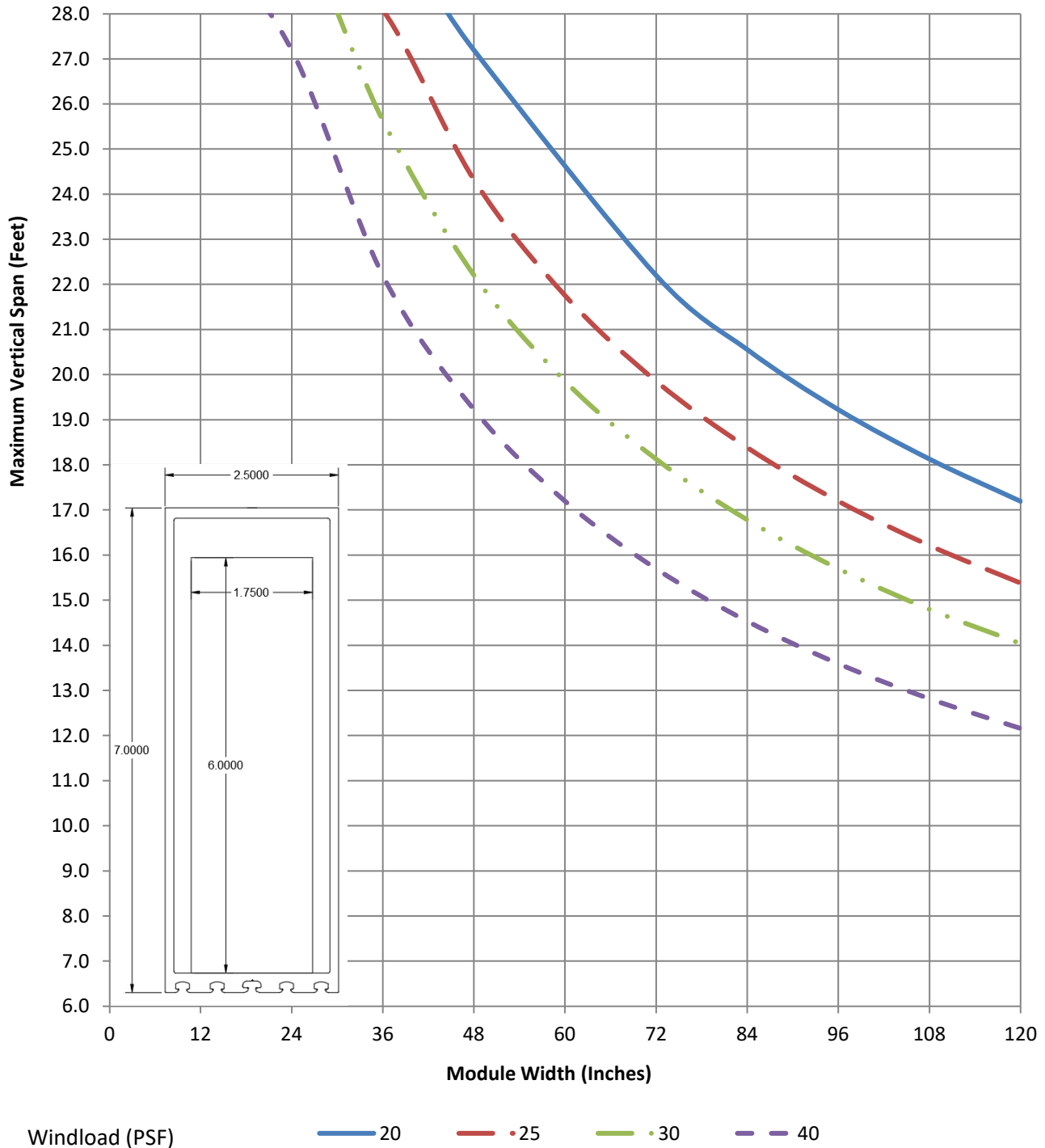
Alloy:

6063 T6




Section Properties									
$I_x$	$I_y$	$S_x$	$S_y$	$R_x$	$R_y$	$\beta$	J	Cw	Zx
107.92	10.586	29.2302	8.46805	2.532	1.044	-0.0035	7.505	4.461	5.855

The following chart is for estimating purposes only. Site specific conditions and frame configurations can have a significant affect on the structural capacity of the framing system. Consult a PE for approval. This frame assumes at least 4 midspan horizontals or antibuckling clips. Maximum vertical spacing between horizontals is 10 feet maximum.

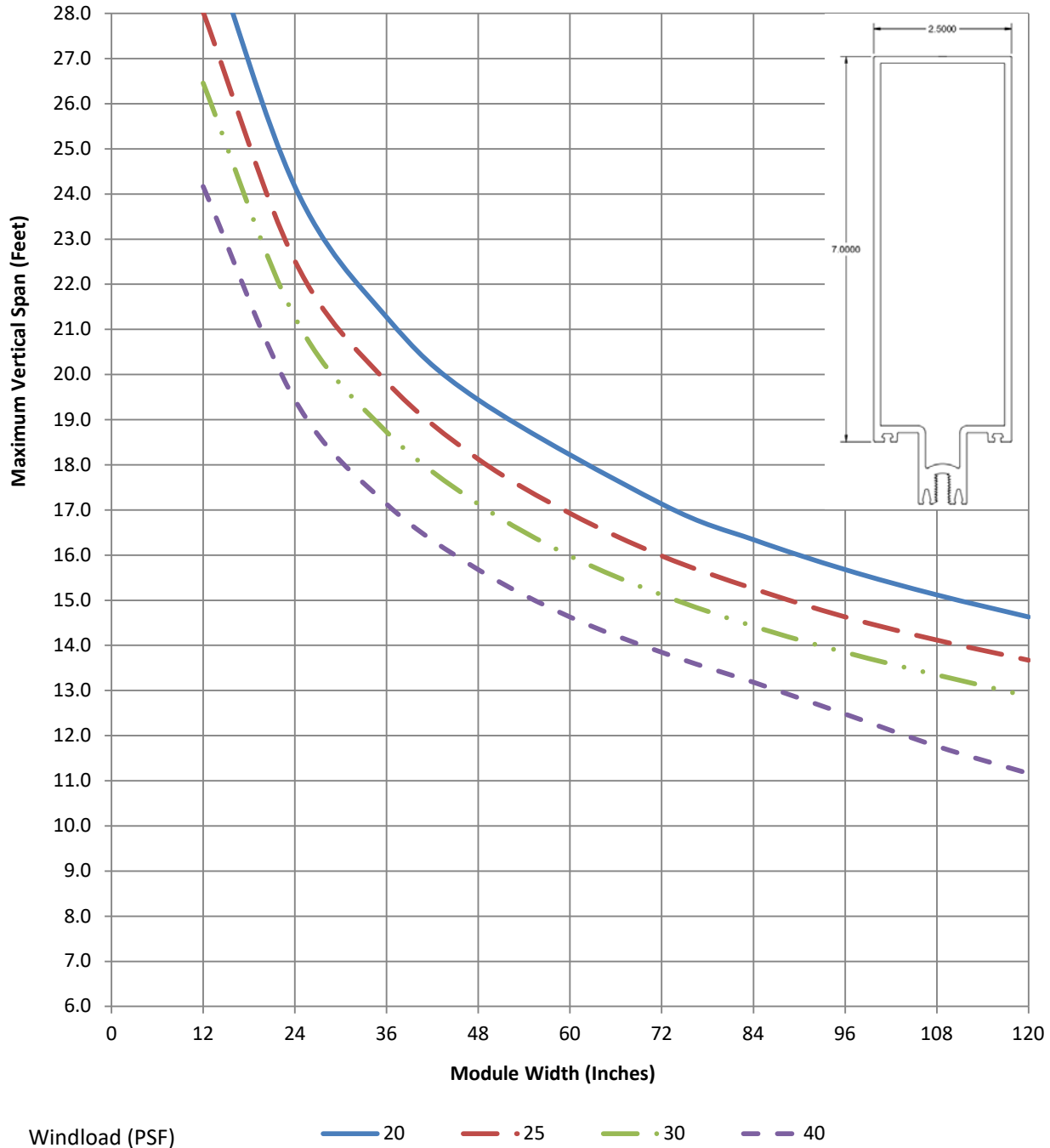


Extrusion: **E7TB02**  
 System: 400T  
 Typical Use: Vertical/Horizontal  
 Alloy: 6063 T6



Section Properties									
$I_x$	$I_y$	$S_x$	$S_y$	$R_x$	$R_y$	$\beta$	J	Cw	Zx
21.06	2.809	4.933	2.249	2.716	0.9918	-1.035	7.237	3.106	6.895

The following chart is for estimating purposes only. Site specific conditions and frame configurations can have a significant affect on the structural capacity of the framing system. Consult a PE for approval. This frame assumes at least 4 midspan horizontals or antibuckling clips. Maximum vertical spacing between horizontals is 10 feet maximum.




Extrusion: **E7TB02 with P6620F\_P6621F**

System: 400T

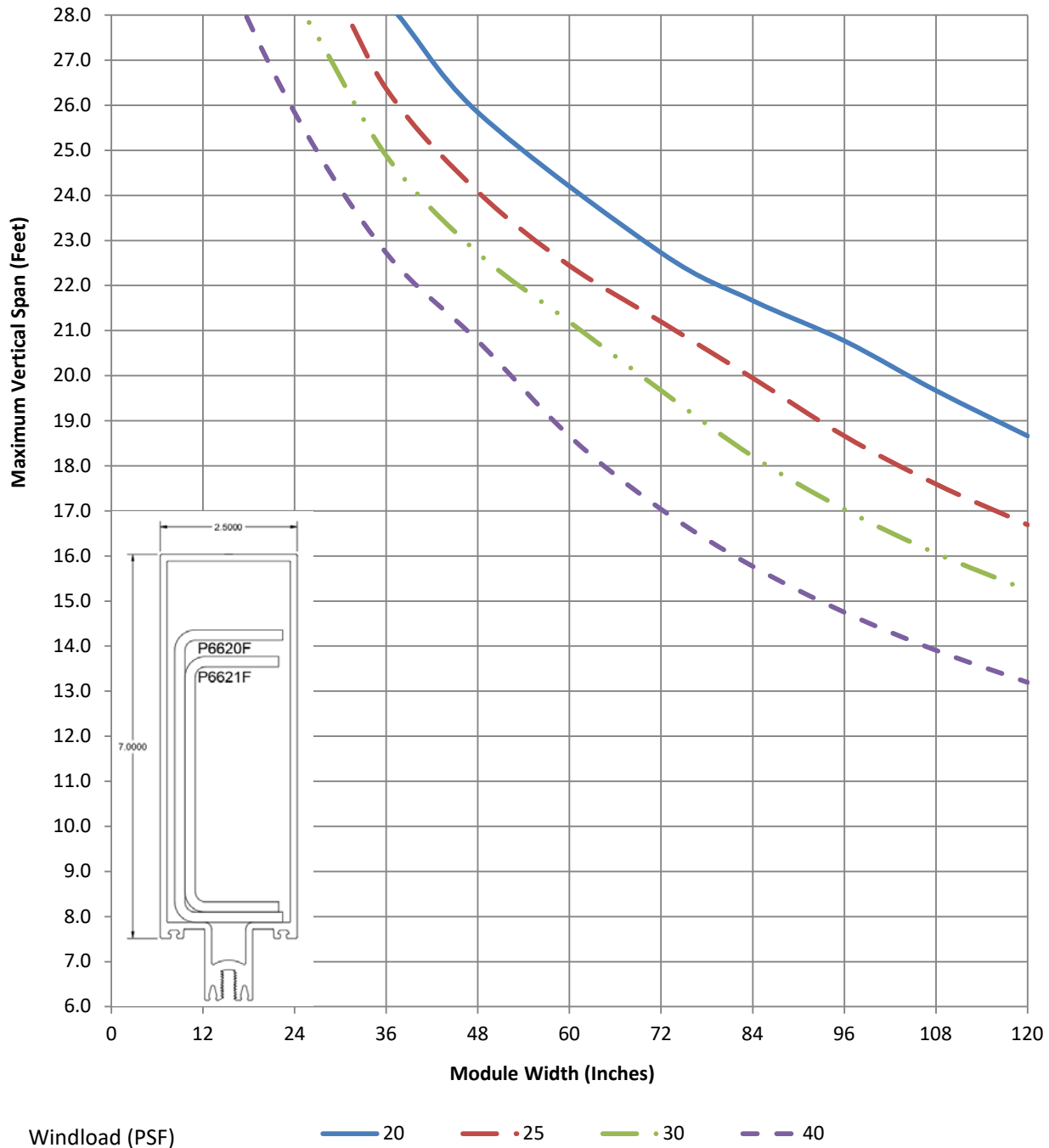
Typical Use: Vertical/Horizontal

Alloy: 6063 T6




Section Properties									
$I_x$	$I_y$	$S_x$	$S_y$	$R_x$	$R_y$	$\beta$	J	Cw	Zx
52.0784	4.8622	12.1986	3.89288	2.716	0.9918	-1.035	7.237	3.106	6.895

The following chart is for estimating purposes only. Site specific conditions and frame configurations can have a significant affect on the structural capacity of the framing system. Consult a PE for approval. This frame assumes at least 4 midspan horizontals or antibuckling clips. Maximum vertical spacing between horizontals is 10 feet maximum.

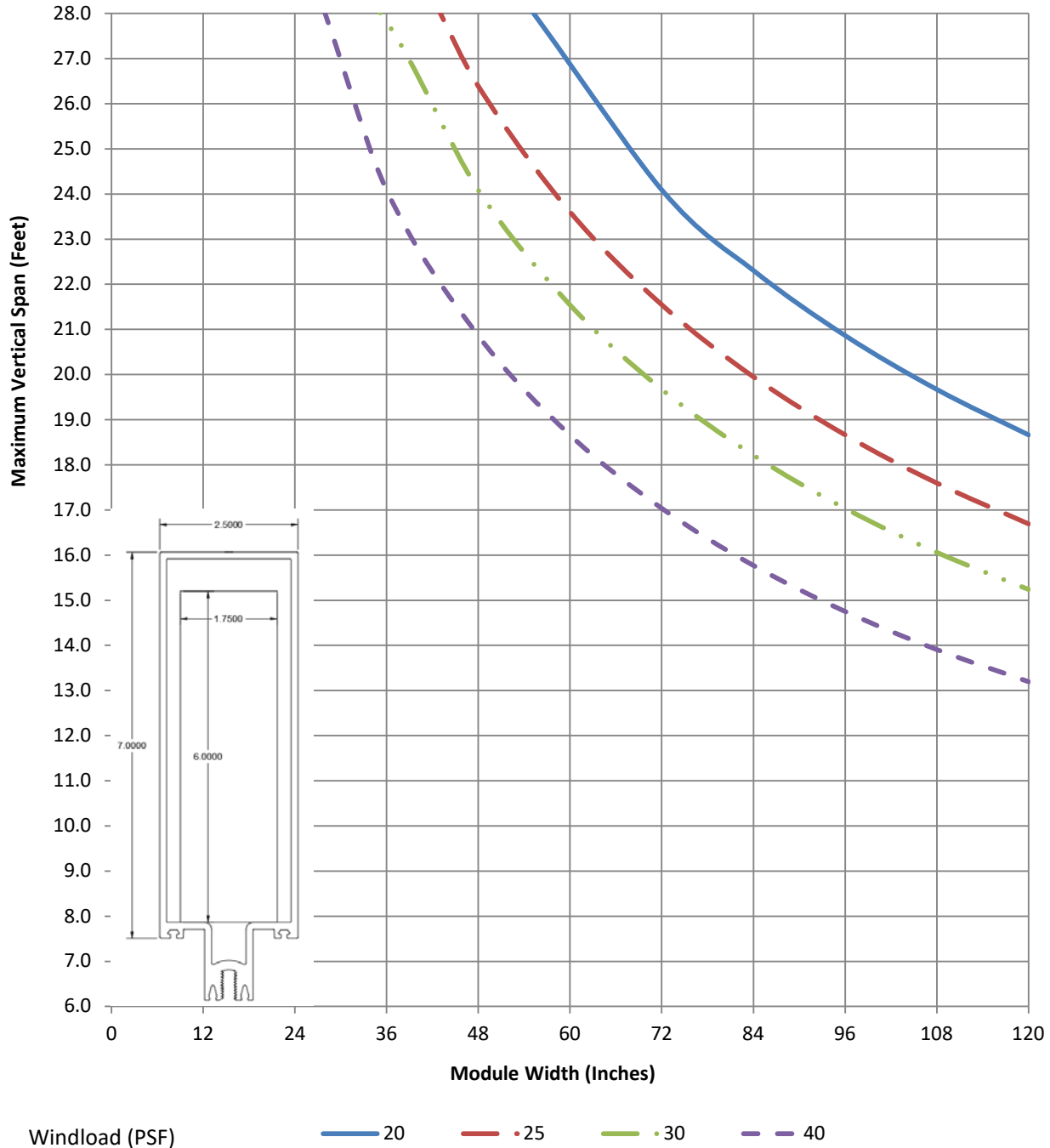


Extrusion: **E7TB02 with 1-3/4" x 6" Bar**  
 System: 400T  
 Typical Use: Vertical/Horizontal  
 Alloy: 6063 T6



Section Properties									
$I_x$	$I_y$	$S_x$	$S_y$	$R_x$	$R_y$	$\beta$	J	Cw	Zx
112.41	10.581	26.3304	8.47158	2.716	0.9918	-1.035	7.237	3.106	6.895

The following chart is for estimating purposes only. Site specific conditions and frame configurations can have a significant affect on the structural capacity of the framing system. Consult a PE for approval. This frame assumes at least 4 midspan horizontals or antibuckling clips. Maximum vertical spacing between horizontals is 10 feet maximum.



Extrusion:

**E7TB121**

System:


400T

Typical Use:

Mullion 4" x 7" 400 Series Curtainwall

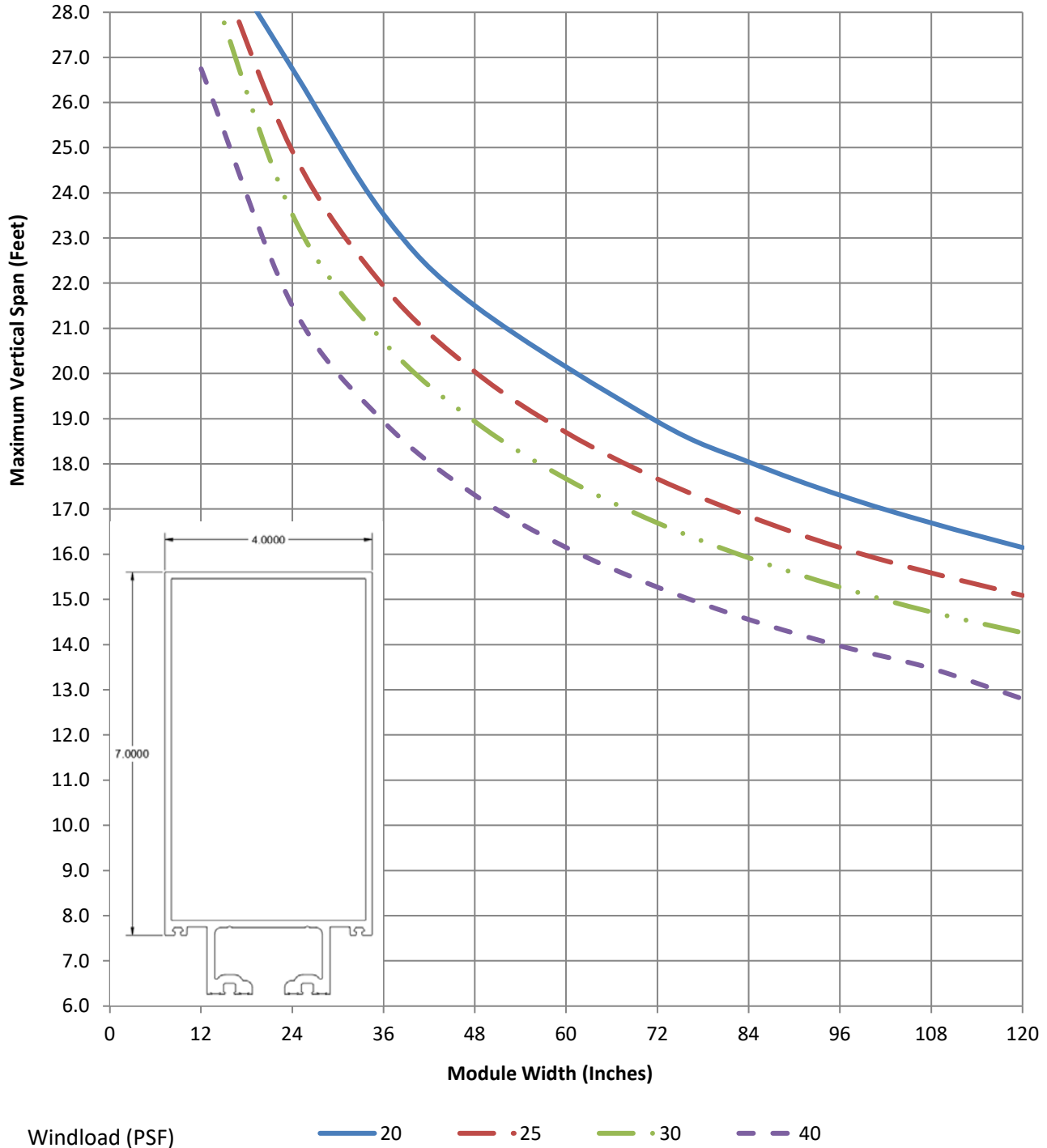
Alloy:

6063 T6



Section Properties									
$I_x$	$I_y$	$S_x$	$S_y$	$R_x$	$R_y$	$\beta$	J	Cw	$Z_x$
29.03	8.529	6.49	4.264	2.863	1.552	-0.653	16.53	5.549	8.999

The following chart is for estimating purposes only. Site specific conditions and frame configurations can have a significant affect on the structural capacity of the framing system. Consult a PE for approval. This frame assumes at least 4 midspan horizontals or antibuckling clips. Maximum vertical spacing between horizontals is 10 feet maximum.



Extrusion:

**E7TB121 with P6620F\_P6621F**

System:


400T

Typical Use:

Mullion 4" x 7" 400 Series Curtainwall

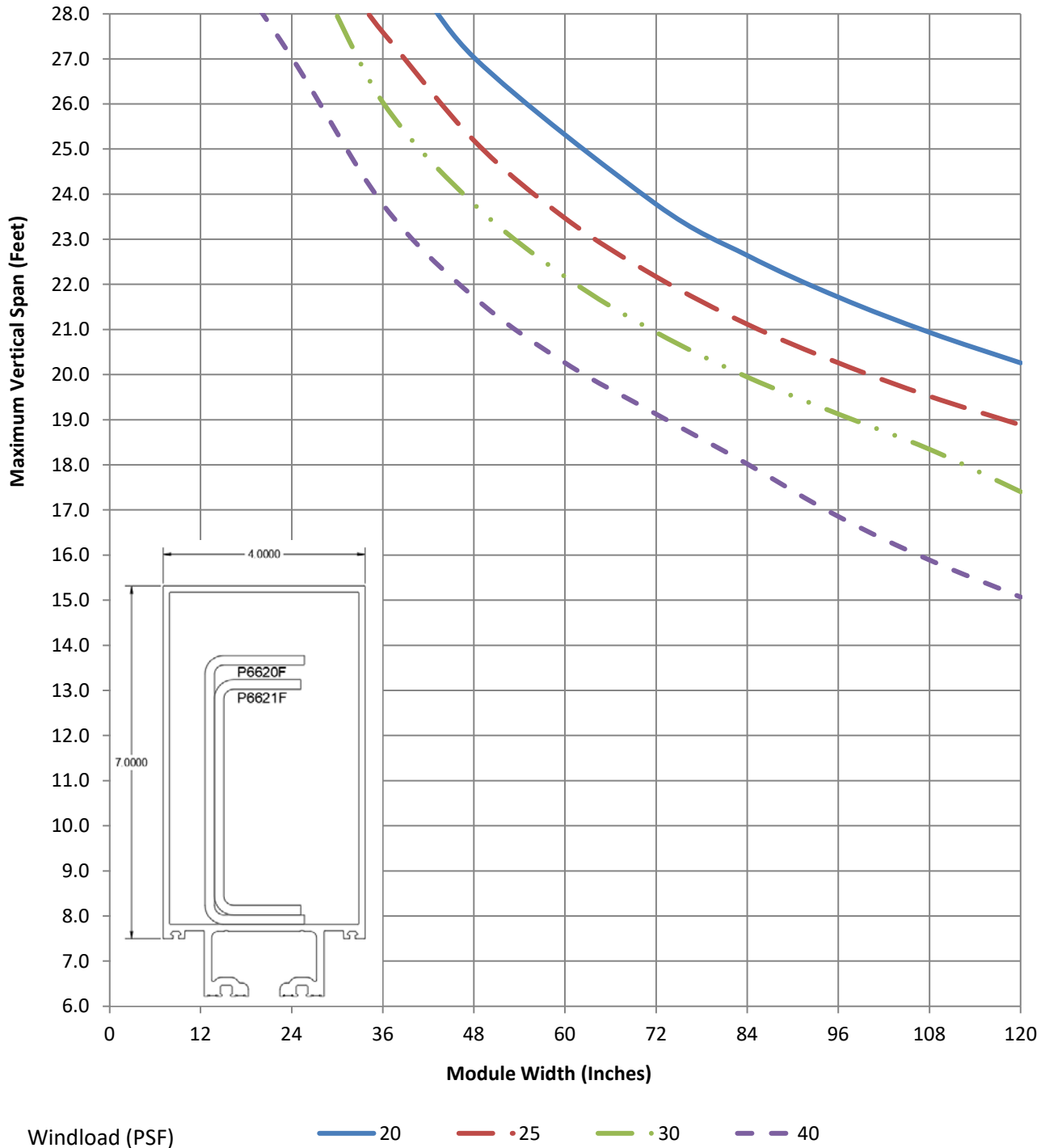
Alloy:

6063 T6



Section Properties									
$I_x$	$I_y$	$S_x$	$S_y$	$R_x$	$R_y$	$\beta$	J	Cw	Zx
60.0484	10.5822	13.4245	5.29048	2.863	1.552	-0.653	16.53	5.549	8.999

The following chart is for estimating purposes only. Site specific conditions and frame configurations can have a significant affect on the structural capacity of the framing system. Consult a PE for approval. This frame assumes at least 4 midspan horizontals or antibuckling clips. Maximum vertical spacing between horizontals is 10 feet maximum.





Extrusion:

**E7TB121 with 3-1/4" x 6" Bar**

System:


400T

Typical Use:

Mullion 4" x 7" 400 Series Curtainwall

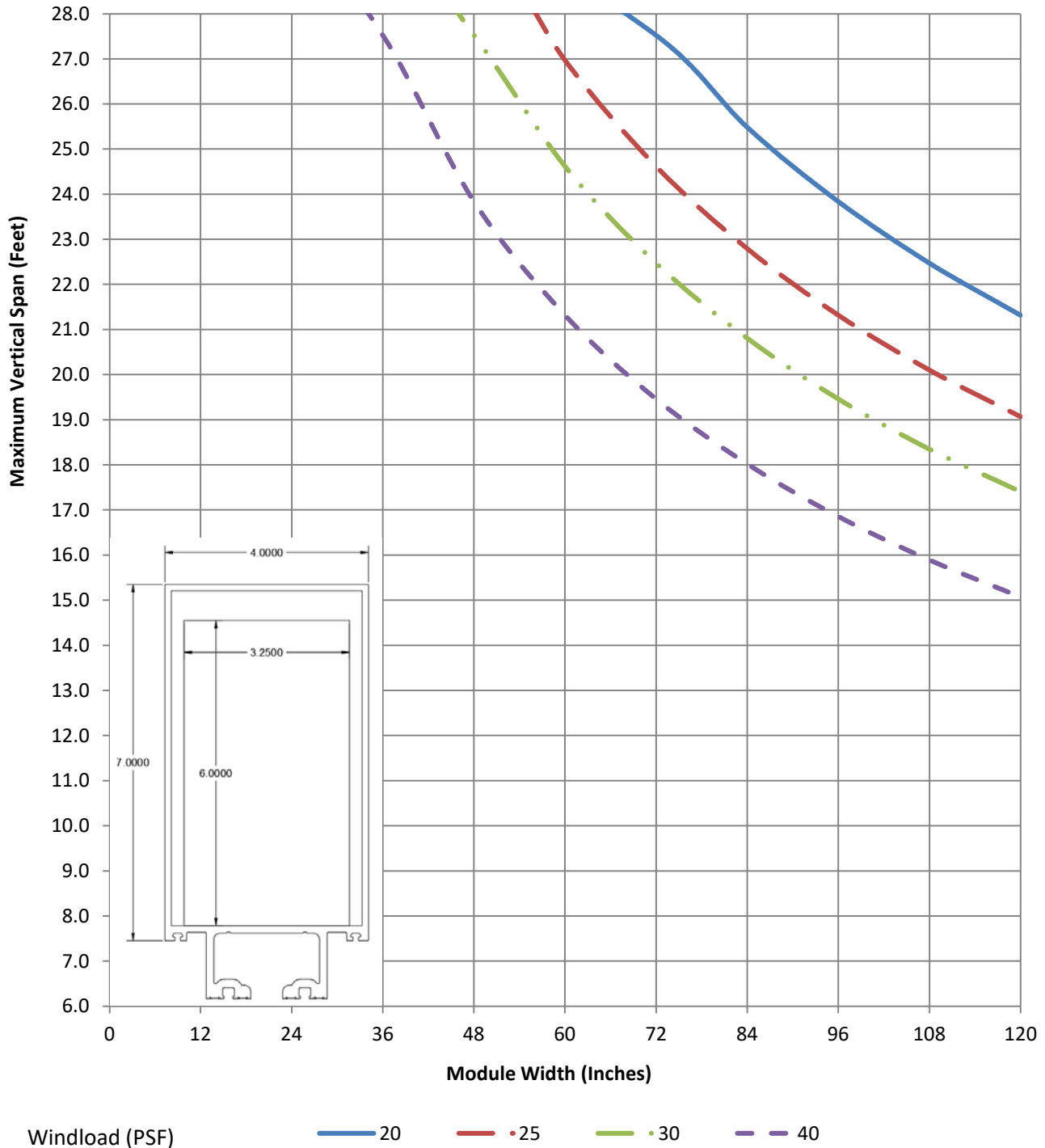
Alloy:

6063 T6



Section Properties									
$I_x$	$I_y$	$S_x$	$S_y$	$R_x$	$R_y$	$\beta$	J	Cw	Zx
198.68	58.3048	44.4173	29.149	2.863	1.552	-0.653	16.53	5.549	8.999

The following chart is for estimating purposes only. Site specific conditions and frame configurations can have a significant affect on the structural capacity of the framing system. Consult a PE for approval. This frame assumes at least 4 midspan horizontals or antibuckling clips. Maximum vertical spacing between horizontals is 10 feet maximum.



Extrusion:

**E8TB140**

System:


400T

Typical Use:

SSG Vertical/Horizontal

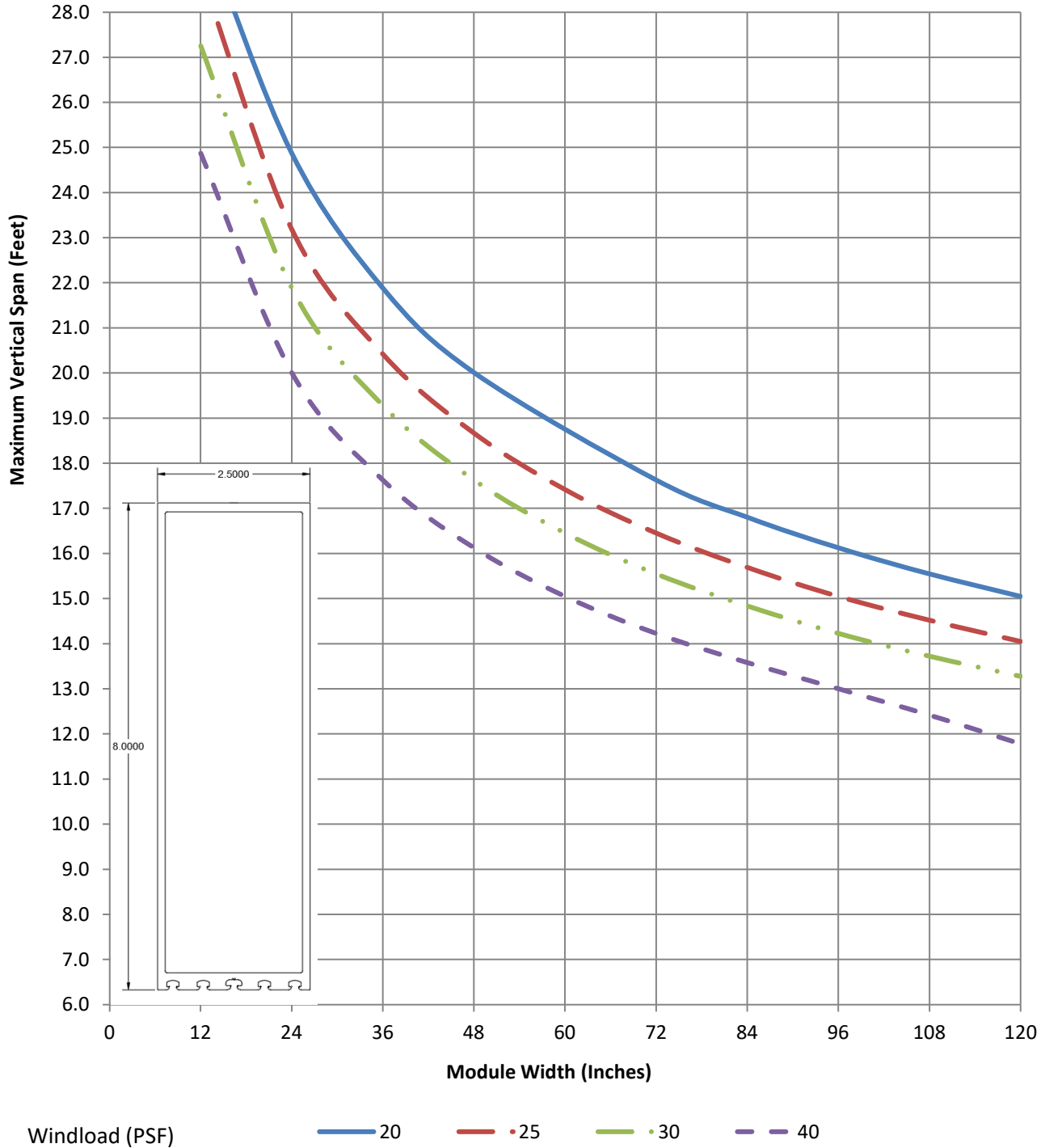
Alloy:

6063 T6



Section Properties									
$I_x$	$I_y$	$S_x$	$S_y$	$R_x$	$R_y$	$\beta$	J	Cw	Zx
23.09	3.167	5.496	2.533	2.855	1.057	-0.0145	8.862	7.558	7.21

The following chart is for estimating purposes only. Site specific conditions and frame configurations can have a significant affect on the structural capacity of the framing system. Consult a PE for approval. This frame assumes at least 4 midspan horizontals or antibuckling clips. Maximum vertical spacing between horizontals is 10 feet maximum.



Extrusion:

**E8TB140 with P6620H\_P6621H**

System:


400T

Typical Use:

SSG Vertical/Horizontal

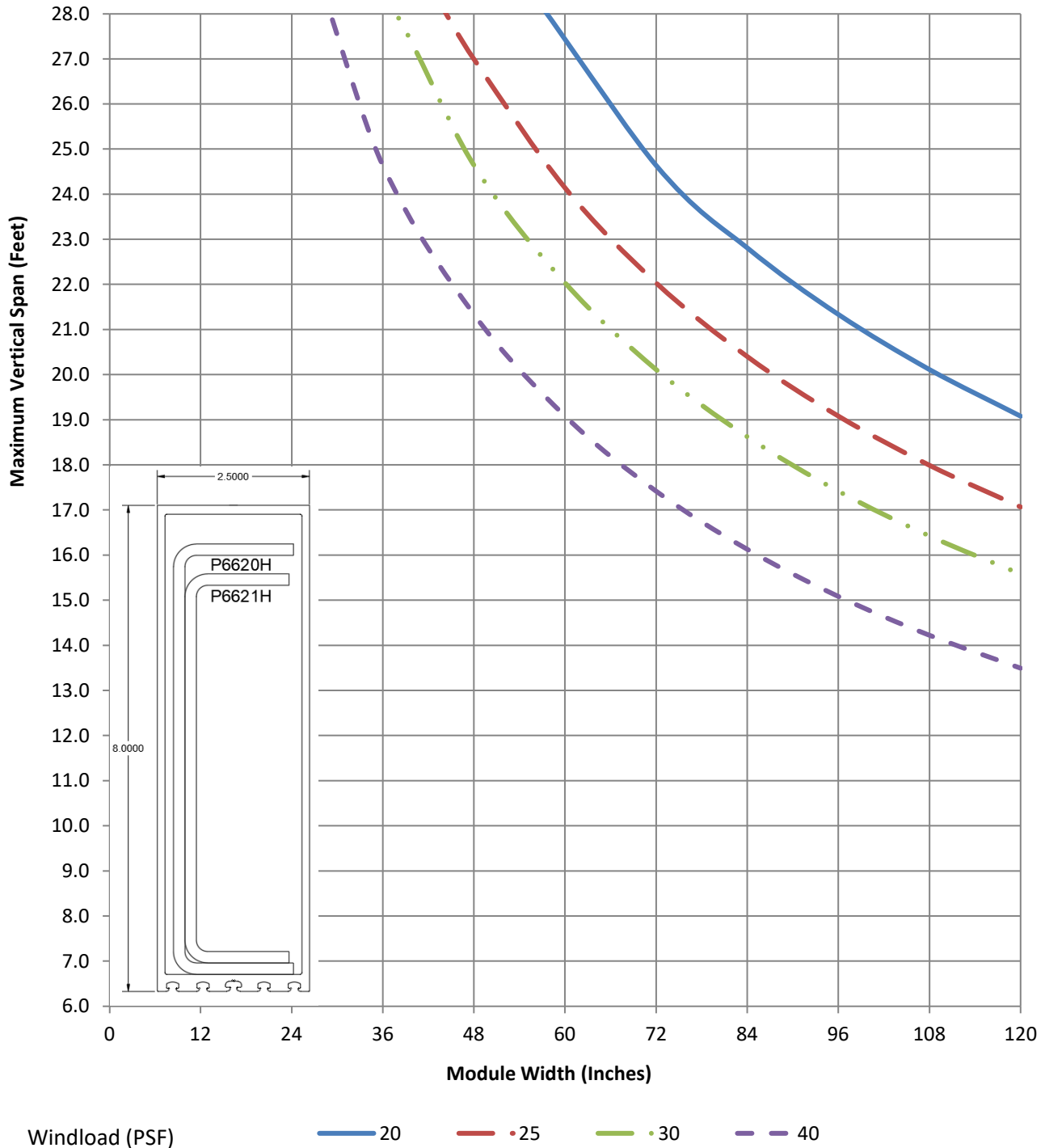
Alloy:

6063 T6



Section Properties									
$I_x$	$I_y$	$S_x$	$S_y$	$R_x$	$R_y$	$\beta$	J	Cw	Zx
87.1713	6.0612	20.749	4.84781	2.855	1.057	-0.0145	8.862	7.558	7.21

The following chart is for estimating purposes only. Site specific conditions and frame configurations can have a significant affect on the structural capacity of the framing system. Consult a PE for approval. This frame assumes at least 4 midspan horizontals or antibuckling clips. Maximum vertical spacing between horizontals is 10 feet maximum.



Extrusion:

**E8TB140 with 1-3/4" x 7" Bar**

System:


400T

Typical Use:

SSG Vertical/Horizontal

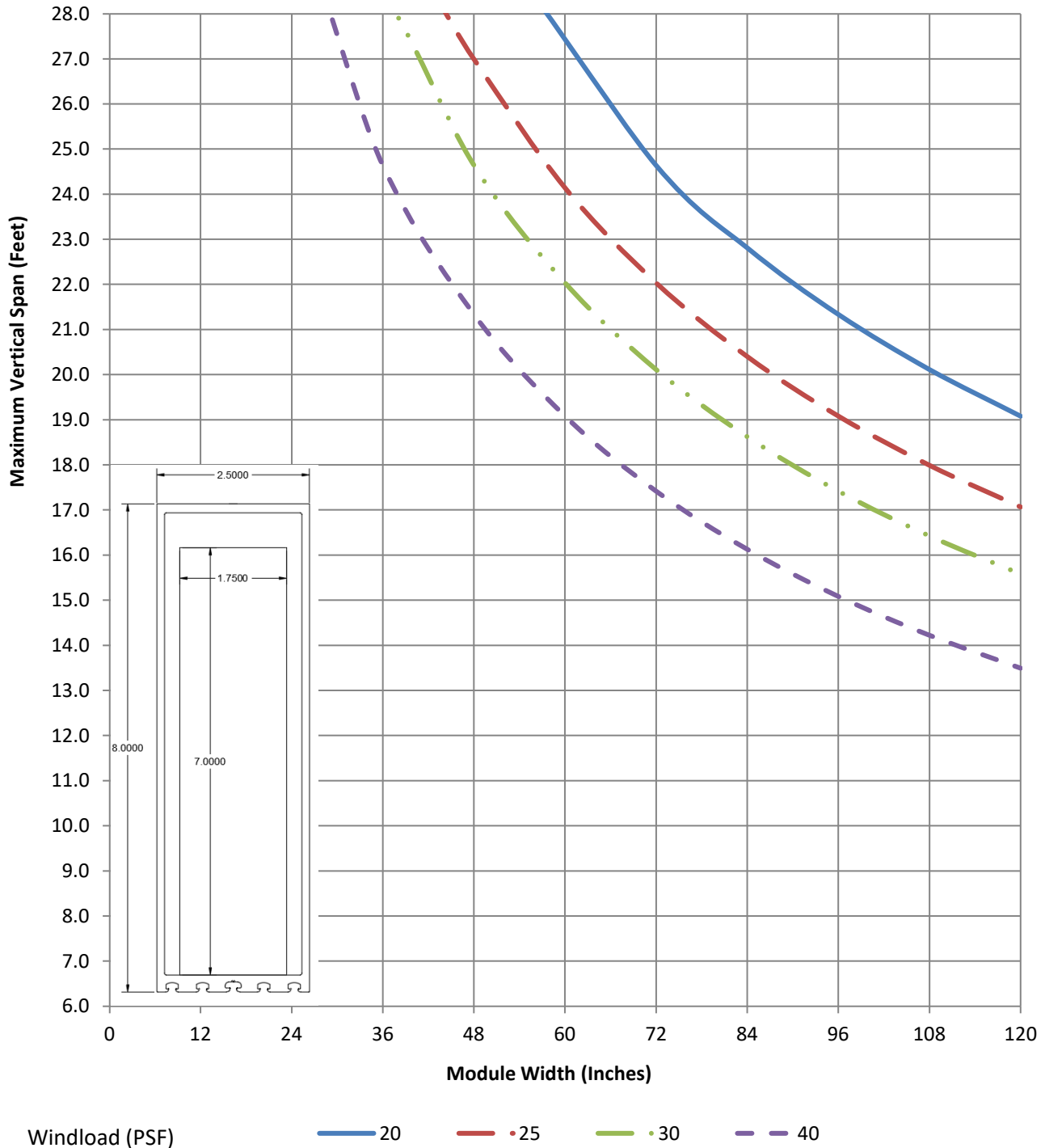
Alloy:

6063 T6



Section Properties									
$I_x$	$I_y$	$S_x$	$S_y$	$R_x$	$R_y$	$\beta$	J	Cw	Zx
168.1504	12.2333	40.024	9.7843	2.855	1.057	-0.0145	8.862	7.558	7.21

The following chart is for estimating purposes only. Site specific conditions and frame configurations can have a significant affect on the structural capacity of the framing system. Consult a PE for approval. This frame assumes at least 4 midspan horizontals or antibuckling clips. Maximum vertical spacing between horizontals is 10 feet maximum.



Extrusion:

**E8TB02**

System:


400T

Typical Use:

Vertical/Horizontal

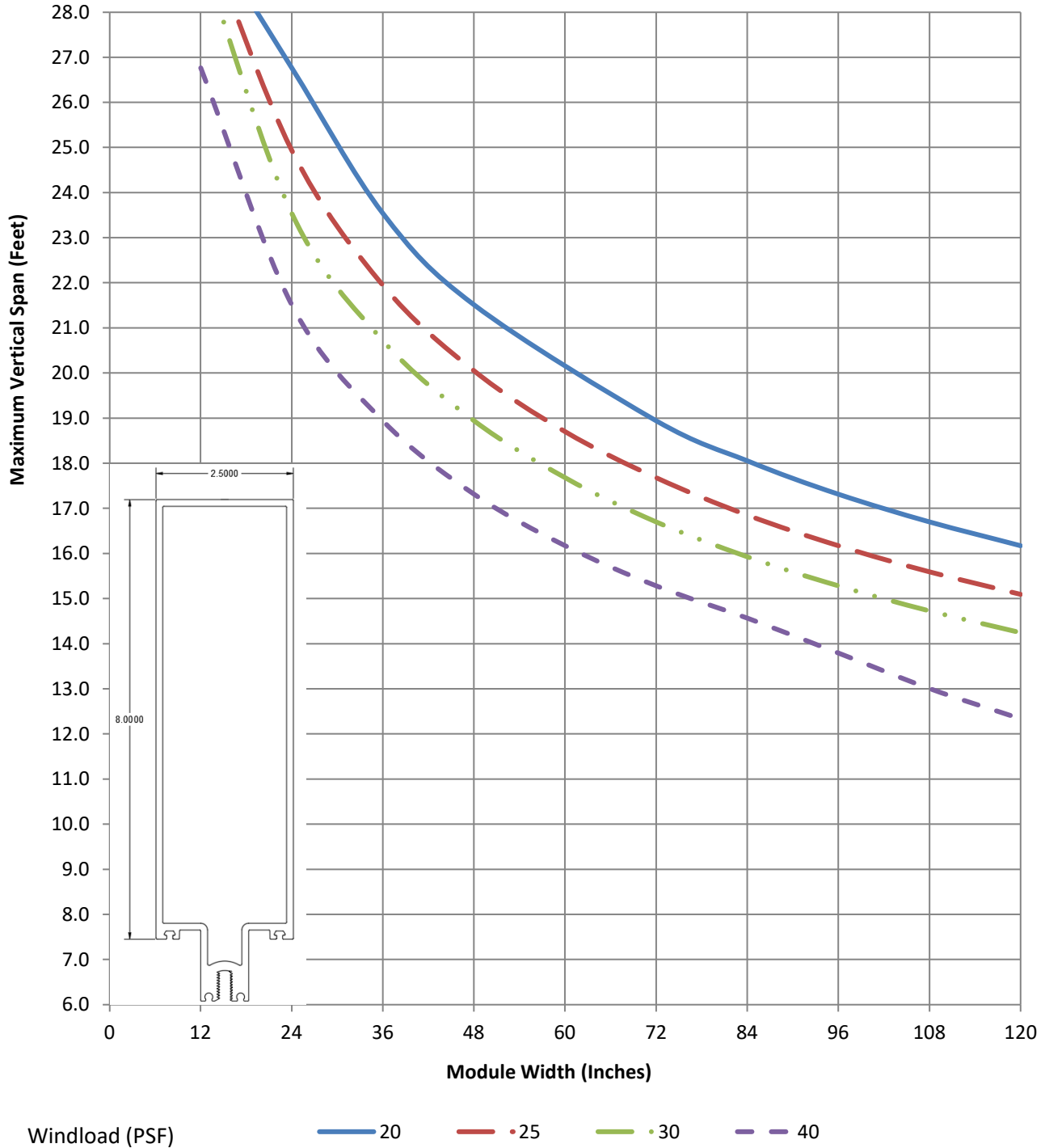
Alloy:

6063 T6



Section Properties									
$I_x$	$I_y$	$S_x$	$S_y$	$R_x$	$R_y$	$\beta$	J	Cw	Zx
29.09	3.164	6.029	2.533	3.05	1.006	-1.116	8.561	5.489	8.468

The following chart is for estimating purposes only. Site specific conditions and frame configurations can have a significant affect on the structural capacity of the framing system. Consult a PE for approval. This frame assumes at least 4 midspan horizontals or antibuckling clips. Maximum vertical spacing between horizontals is 10 feet maximum.



Extrusion:

**E8TB02 with P6620H\_P6621H**

System:


400T

Typical Use:

Vertical/Horizontal

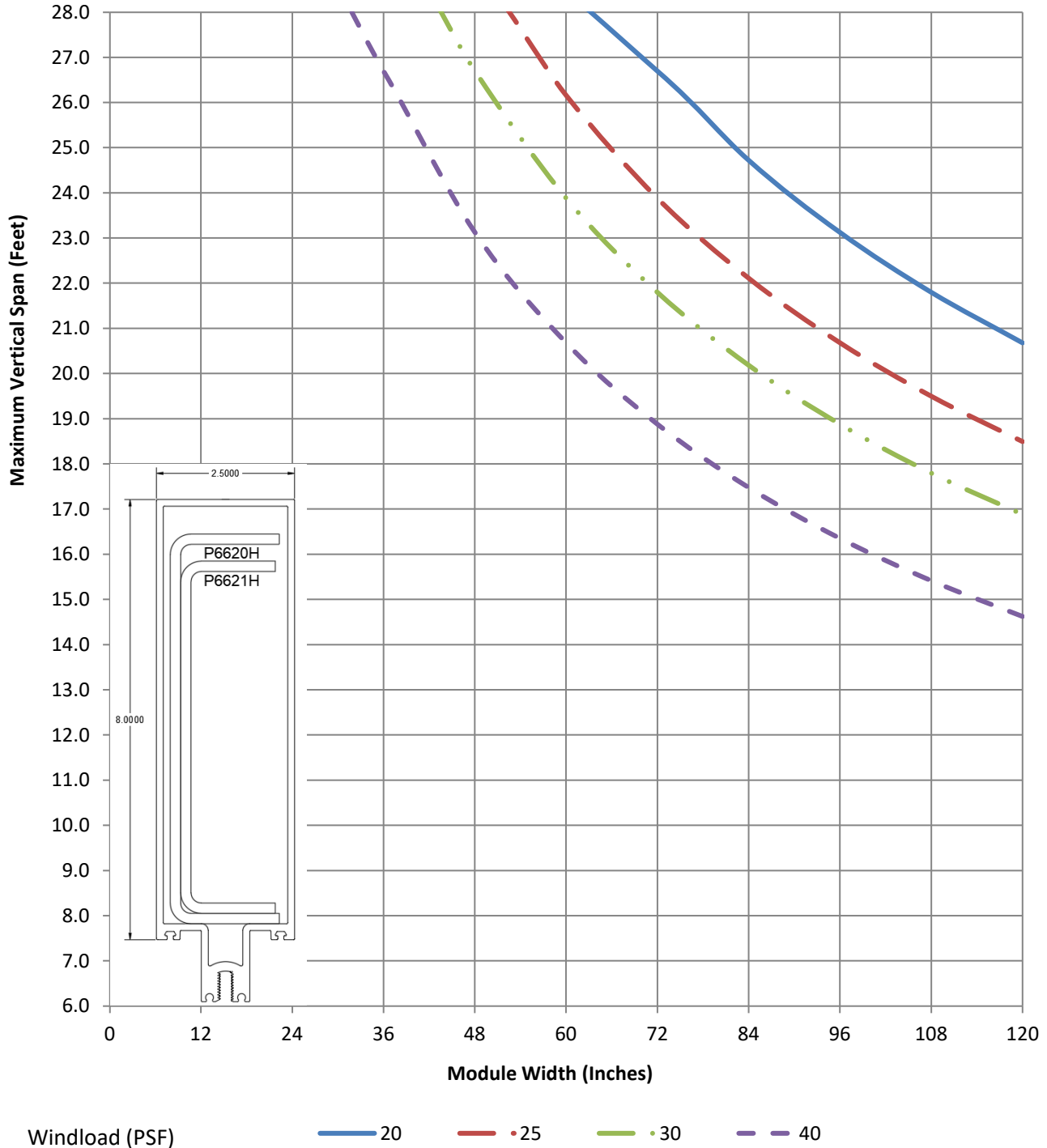
Alloy:

6063 T6



Section Properties									
$I_x$	$I_y$	$S_x$	$S_y$	$R_x$	$R_y$	$\beta$	J	Cw	Zx
93.1713	6.0582	19.3101	4.85001	3.05	1.006	-1.116	8.561	5.489	8.468

The following chart is for estimating purposes only. Site specific conditions and frame configurations can have a significant affect on the structural capacity of the framing system. Consult a PE for approval. This frame assumes at least 4 midspan horizontals or antibuckling clips. Maximum vertical spacing between horizontals is 10 feet maximum.



Extrusion:

**E8TB02 with 1-3/4" x 7" Bar**

System:


400T

Typical Use:

Vertical/Horizontal

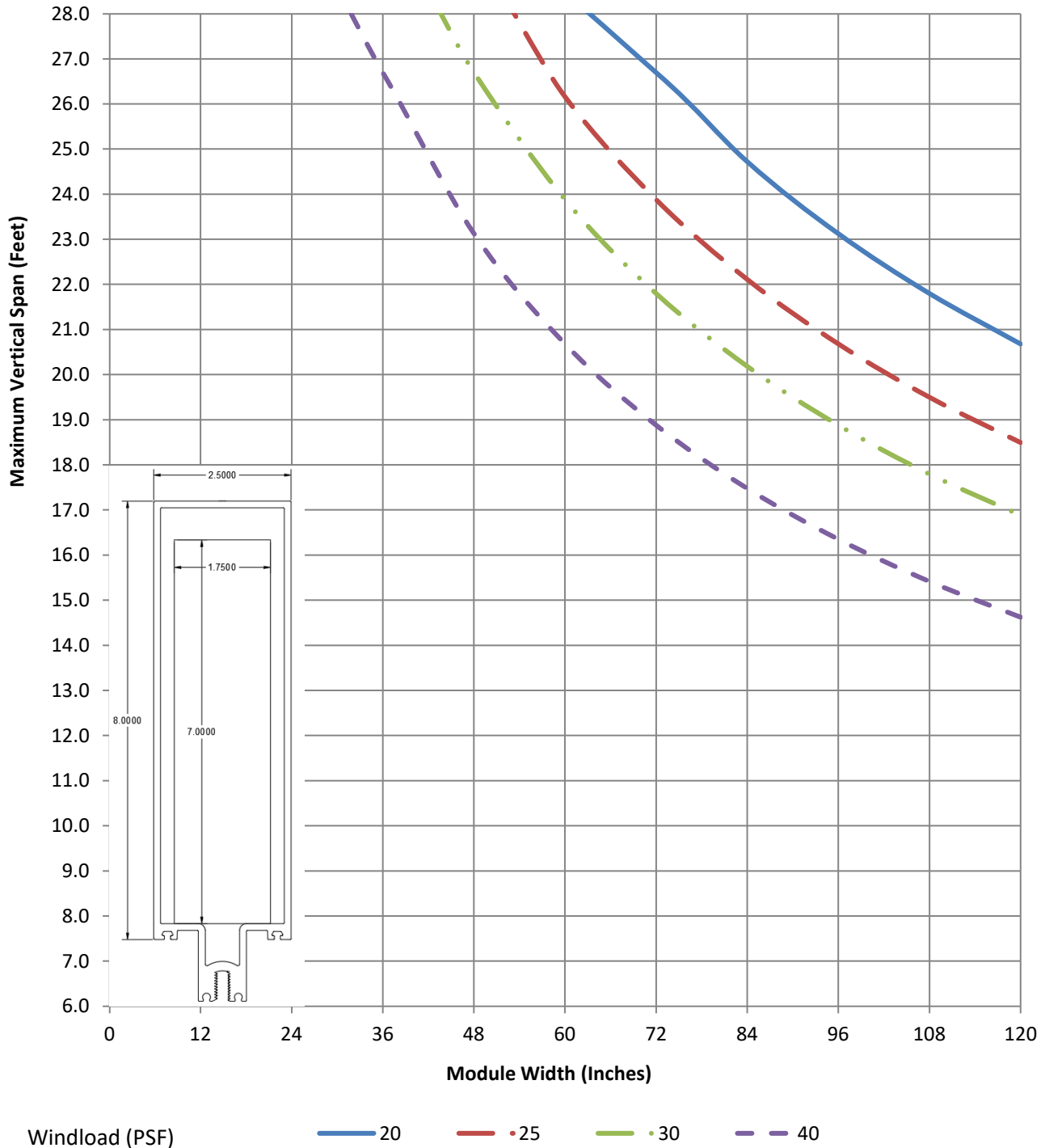
Alloy:

6063 T6



Section Properties									
$I_x$	$I_y$	$S_x$	$S_y$	$R_x$	$R_y$	$\beta$	J	Cw	Zx
174.1504	12.2303	36.0933	9.79118	3.05	1.006	-1.116	8.561	5.489	8.468

The following chart is for estimating purposes only. Site specific conditions and frame configurations can have a significant affect on the structural capacity of the framing system. Consult a PE for approval. This frame assumes at least 4 midspan horizontals or antibuckling clips. Maximum vertical spacing between horizontals is 10 feet maximum.



Extrusion:

**E8TB263**

System:


400T

Typical Use:

Vertical/Horizontal

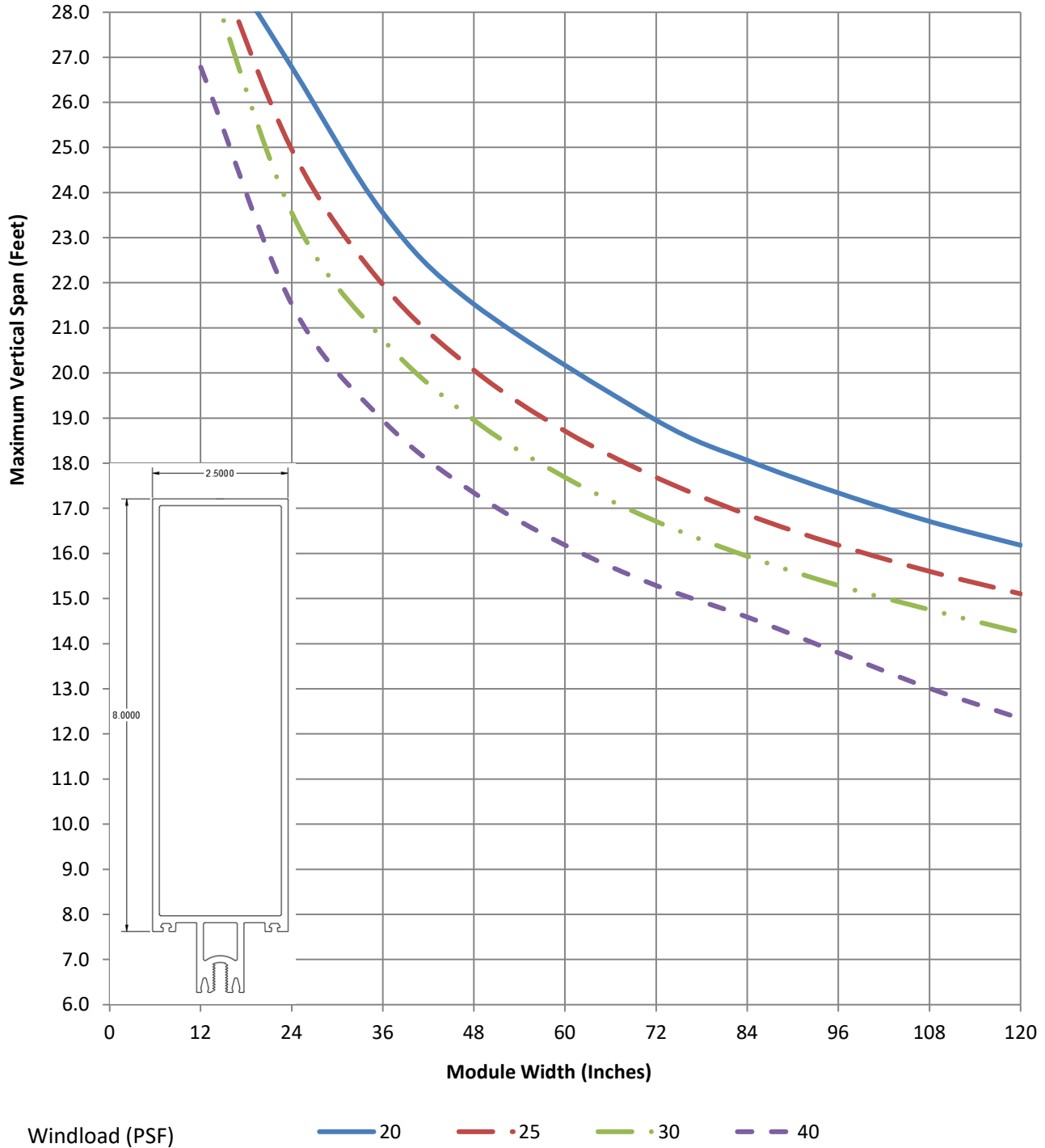
Alloy:

6063 T6



Section Properties									
$I_x$	$I_y$	$S_x$	$S_y$	$R_x$	$R_y$	$\beta$	J	Cw	Zx
29.16	3.183	6.034	2.546	3.031	1.001	-0.358	8.851	7.161	8.544

The following chart is for estimating purposes only. Site specific conditions and frame configurations can have a significant affect on the structural capacity of the framing system. Consult a PE for approval. This frame assumes at least 4 midspan horizontals or antibuckling clips. Maximum vertical spacing between horizontals is 10 feet maximum.





Extrusion:

**E8TB263 with P6620H\_P6621H**

System:


400T

Typical Use:

Vertical/Horizontal

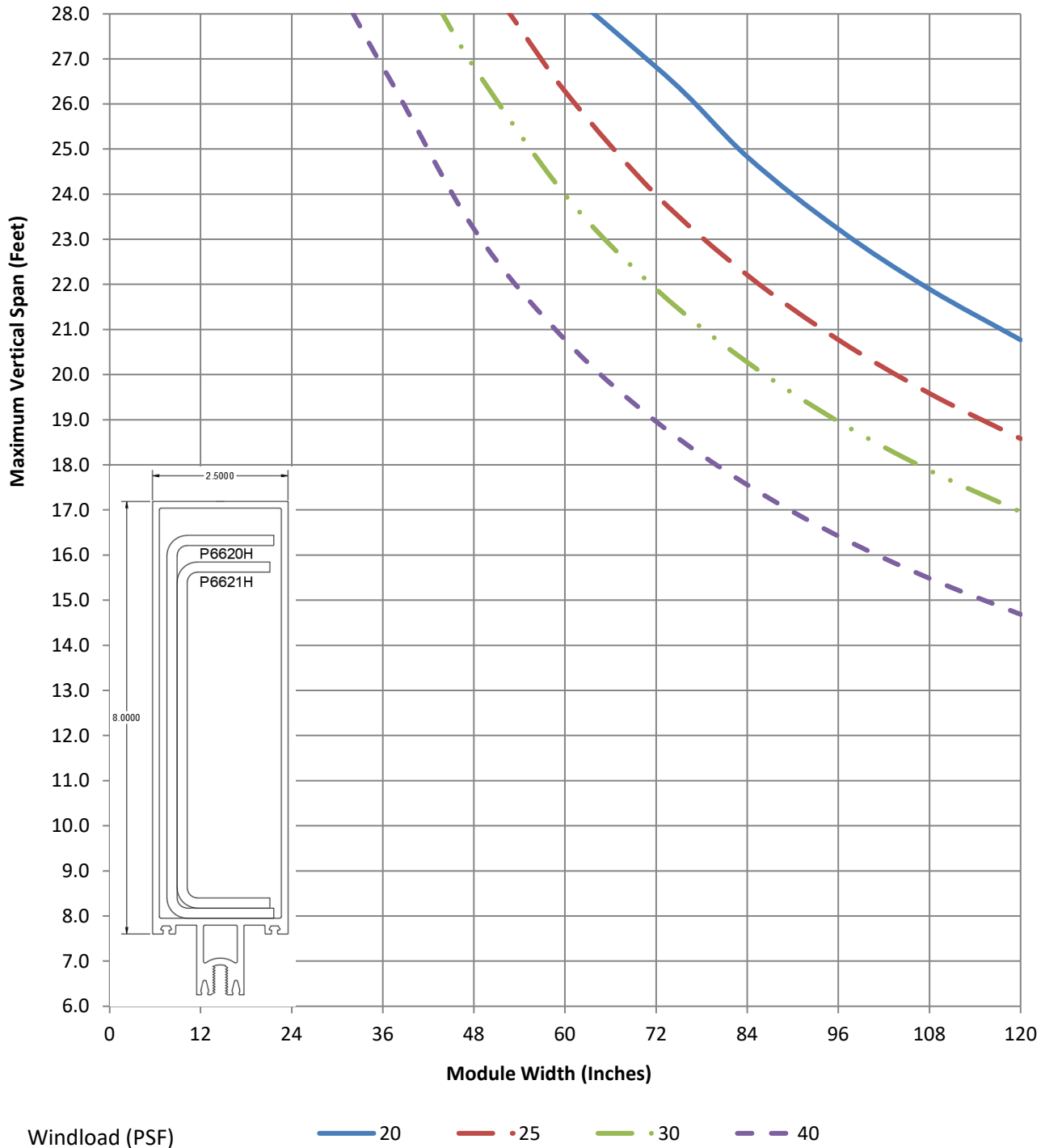
Alloy:

6063 T6



Section Properties									
$I_x$	$I_y$	$S_x$	$S_y$	$R_x$	$R_y$	$\beta$	J	Cw	Zx
93.2413	6.0772	19.2942	4.861	3.031	1.001	-0.358	8.851	7.161	8.544

The following chart is for estimating purposes only. Site specific conditions and frame configurations can have a significant affect on the structural capacity of the framing system. Consult a PE for approval. This frame assumes at least 4 midspan horizontals or antibuckling clips. Maximum vertical spacing between horizontals is 10 feet maximum.



Extrusion:

**E8TB263 with 1-3/4" x 7" Bar**

System:


400T

Typical Use:

Vertical/Horizontal

Alloy:

6063 T6



Section Properties									
$I_x$	$I_y$	$S_x$	$S_y$	$R_x$	$R_y$	$\beta$	J	Cw	Zx
174.2204	12.2493	36.051	9.79788	3.031	1.001	-0.358	8.851	7.161	8.544

The following chart is for estimating purposes only. Site specific conditions and frame configurations can have a significant affect on the structural capacity of the framing system. Consult a PE for approval. This frame assumes at least 4 midspan horizontals or antibuckling clips. Maximum vertical spacing between horizontals is 10 feet maximum.

